

# Aggregate Optimization Chart

MIX ID'S: DDD0K7E7 and DDD0K7E9

Production Gradation Report

**PLANT #:** **P-103**

Sample Date: 9/18/17

Concrete Grade: **DM**

Contractor: \_\_\_\_\_

Dates Test Represents: 9/18/2017 to 9/24/2017

MDOT No.: \_\_\_\_\_

Agg. Class	Pit #	Source	Weight (SSD)	ft <sup>3</sup>	Specific Gravity	% Contribution
6AA	58-003	Stoneco	1400	8.34	2.69	46.8
26A	58-003	Stoneco	350	2.09	2.69	11.7
2NS	81-93	Burmeister	1240	7.53	2.64	41.5
<b>Total Wt</b>			<b>2990</b>	<b>17.95</b>		<b>100.0</b>

<----- Verify this number is 100%

Sieve	6AA	26A	2NS	Cumulative % Passing	% Retained	Cumulative % Retained
2"	100.0	100.0	100.0	100.0	0.0	0.0
1.5"	100.0	100.0	100.0	100.0	0.0	0.0
1"	99.2	100.0	100.0	99.6	0.4	0.4
3/4"	84.0	100.0	100.0	92.5	7.1	7.5
1/2"	41.6	99.6	100.0	72.6	19.9	27.4
3/8"	16.1	83.2	100.0	58.7	13.9	41.3
#4	2.0	13.8	96.4	42.5	16.2	57.5
#8	1.2	2.4	83.7	35.6	7.0	64.4
#16	1.0	0.9	68.7	29.1	6.5	70.9
#30	0.8	0.6	48.7	20.6	8.4	79.4
#50	0.8	0.5	17.8	7.8	12.8	92.2
#100	0.7	0.4	2.9	1.6	6.2	98.4
LBW	0.7	0.2	0.8	0.7	0.9	99.3

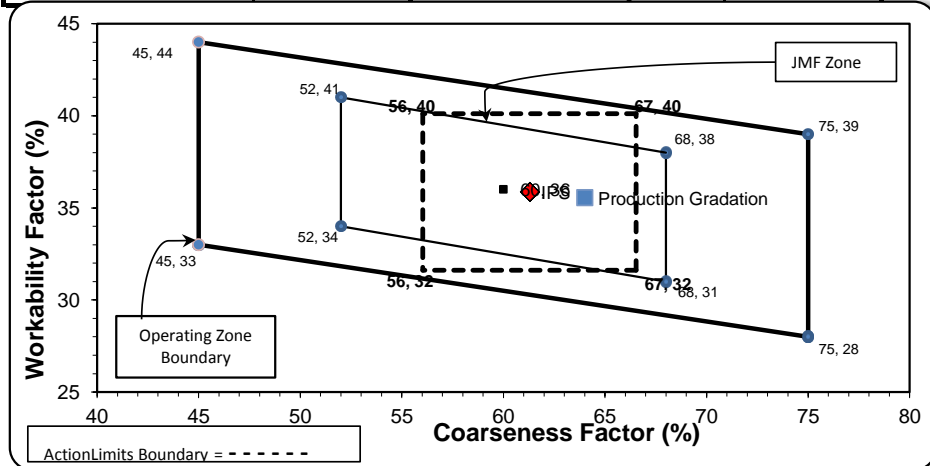
\*Maximum % Retained must be above the 3/8" sieve.  
 \*Any two adjacent sieves must equal 10% except max., nom. max., #100 and #200 sieves.  
 \*% Retained must be at least 4% for each sieve except max., nom. max., #100 and #200 sieves.  
 \*% Retained must be at least 8% for the 1" sieve when a 2" max. size (nom. Max. 1.5") aggregate is used.



**Superior Materials, LLC**  
 30701 W. 10 Mile Rd.  
 Suite 500  
 Farmington Hills, MI 48336

Production Gradation  Batch Plant Gradations  Aggregate Supplier Gradations

Coarseness Factor: **64**      Workability Factor: **36**



Initial Production Sample (IPS)

Coarseness Factor: <b>61</b>		Workability Factor: <b>36</b>	
Sieve	Cumulative % Passing	% Retained	Cumulative % Retained
2"	100.0	0.0	0.0
1.5"	100.0	0.0	0.0
1"	99.3	0.7	0.7
3/4"	89.2	10.1	10.8
1/2"	70.7	18.5	29.3
3/8"	60.7	10.0	39.3
#4	44.4	16.3	55.6
#8	35.9	8.5	64.1
#16	27.3	8.6	72.7
#30	19.1	8.2	80.9
#50	7.4	11.7	92.6
#100	1.9	5.6	98.1
LBW	0.7	1.2	99.3

PREPARED BY:  
 SM, LLC Technical Service

Approved BY:

# Aggregate Optimization Chart

MIX ID'S: DDD0K7E7 and DDD0K7E9

Production Gradation Report

**PLANT #:** **P-32**

Sample Date: 9/18/17

Concrete Grade: **DM**

Contractor: \_\_\_\_\_

Dates Test Represents: 9/18/2017 to 9/24/2017

MDOT No.: \_\_\_\_\_

Agg. Class	Pit #	Source	Weight (SSD)	ft <sup>3</sup>	Specific Gravity	% Contribution
6AA	71-47	Presque Isle	1400	8.56	2.62	47.5
26A	71-47	Presque Isle	350	2.14	2.62	11.9
2NS	95-13	Smelter Bay	1200	7.26	2.65	40.7
<b>Total Wt</b>			<b>2950</b>	<b>17.96</b>		<b>100.0</b>

<----- Verify this number is 100%

Sieve	6AA	26A	2NS	Cumulative % Passing	% Retained	Cumulative % Retained
2"	100.0	100.0	100.0	100.0	0.0	0.0
1.5"	100.0	100.0	100.0	100.0	0.0	0.0
1"	100.0	100.0	100.0	100.0	0.0	0.0
3/4"	88.1	100.0	100.0	94.4	5.6	5.6
1/2"	40.0	97.9	100.0	71.3	23.1	28.7
3/8"	20.4	84.6	100.0	60.4	10.9	39.6
#4	2.9	15.2	96.3	42.4	18.0	57.6
#8	2.1	3.9	81.5	34.6	7.7	65.4
#16	1.9	2.4	65.5	27.8	6.8	72.2
#30	1.8	2.1	45.3	19.5	8.3	80.5
#50	1.7	2.0	19.2	8.9	10.7	91.1
#100	1.6	1.9	6.0	3.4	5.4	96.6
LBW	1.5	1.7	2.2	1.8	1.6	98.2

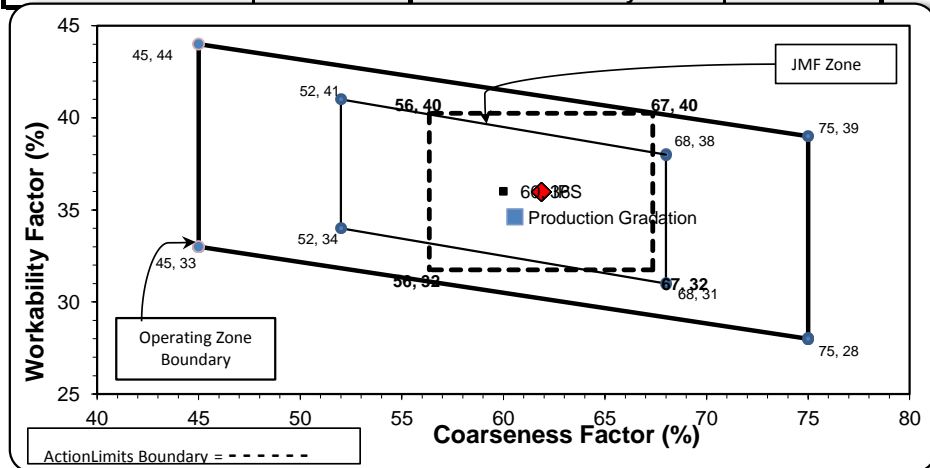


**Superior Materials, LLC**  
 30701 W. 10 Mile Rd.  
 Suite 500  
 Farmington Hills, MI 48336

\*Maximum % Retained must be above the 3/8" sieve.  
 \*Any two adjacent sieves must equal 10% except max., nom. max., #100 and #200 sieves.  
 \*% Retained must be at least 4% for each sieve except max., nom. max., #100 and #200 sieves.  
 \*% Retained must be at least 8% for the 1" sieve when a 2" max. size (nom. Max. 1.5") aggregate is used.

Production Gradation  Batch Plant Gradations  Aggregate Supplier Gradations

**Coarseness Factor: 61**      **Workability Factor: 35**



Initial Production Sample (IPS)

Coarseness Factor: 62		Workability Factor: 36	
Sieve	Cumulative % Passing	% Retained	Cumulative % Retained
2"	100.0	0.0	0.0
1.5"	100.0	0.0	0.0
1"	100.0	0.0	0.0
3/4"	95.0	5.0	5.0
1/2"	72.3	22.8	27.7
3/8"	60.4	11.8	39.6
#4	42.6	17.8	57.4
#8	36.0	6.6	64.0
#16	29.5	6.5	70.5
#30	20.3	9.2	79.7
#50	9.5	10.8	90.5
#100	3.4	6.1	96.6
LBW	1.3	2.1	98.7

PREPARED BY:  
 SM, LLC Technical Service

Approved By:

# Aggregate Optimization Chart

MIX ID'S: DDD0K7E7 and DDD0K7E9

Production Gradation Report

**PLANT #:** **P-36**

Sample Date: 9/18/17

Concrete Grade: **DM**

Contractor: \_\_\_\_\_

Dates Test Represents: 9/18/2017 to 9/24/2017

MDOT No.: \_\_\_\_\_

Agg. Class	Pit #	Source	Weight (SSD)	ft <sup>3</sup>	Specific Gravity	% Contribution
6AA	58-003	Stoneco	1430	8.52	2.69	47.8
26A	71-47	Presque Isle	350	2.14	2.62	11.7
2NS	63-92	AA Grange Hall	1210	7.32	2.65	40.5
<b>Total Wt</b>			<b>2990</b>	<b>17.98</b>		<b>100.0</b>

<----- Verify this number is 100%

Sieve	6AA	26A	2NS	Cumulative % Passing	% Retained	Cumulative % Retained
2"	100.0	100.0	100.0	100.0	0.0	0.0
1.5"	100.0	100.0	100.0	100.0	0.0	0.0
1"	99.2	100.0	100.0	99.6	0.4	0.4
3/4"	84.0	100.0	100.0	92.3	7.3	7.7
1/2"	41.6	97.9	100.0	71.8	20.5	28.2
3/8"	16.1	84.6	100.0	58.1	13.8	41.9
#4	2.0	15.2	98.2	42.5	15.6	57.5
#8	1.2	3.9	86.7	36.1	6.4	63.9
#16	1.0	2.4	70.9	29.5	6.7	70.5
#30	0.8	2.1	50.1	20.9	8.5	79.1
#50	0.8	2.0	20.5	8.9	12.0	91.1
#100	0.7	1.9	2.9	1.7	7.2	98.3
LBW	0.7	1.7	0.3	0.7	1.1	99.3

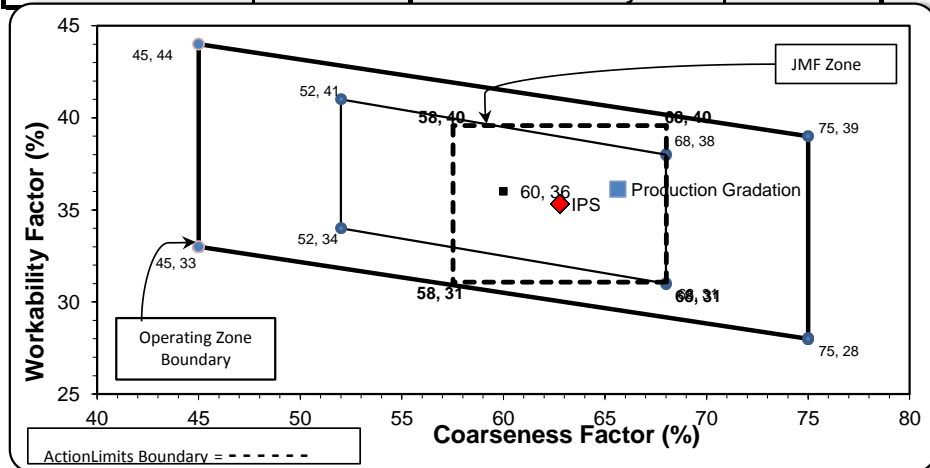


**Superior Materials, LLC**  
 30701 W. 10 Mile Rd.  
 Suite 500  
 Farmington Hills, MI 48336

\*Maximum % Retained must be above the 3/8" sieve.  
 \*Any two adjacent sieves must equal 10% except max., nom. max., #100 and #200 sieves.  
 \*% Retained must be at least 4% for each sieve except max., nom. max., #100 and #200 sieves.  
 \*% Retained must be at least 8% for the 1" sieve when a 2" max. size (nom. Max. 1.5") aggregate is used.

Production Gradation  Batch Plant Gradations  Aggregate Supplier Gradations

Coarseness Factor: **66**      Workability Factor: **36**



Initial Production Sample (IPS)

Coarseness Factor: <b>63</b>		Workability Factor: <b>35</b>	
Sieve	Cumulative % Passing	% Retained	Cumulative % Retained
2"	100.0	0.0	0.0
1.5"	100.0	0.0	0.0
1"	99.9	0.1	0.1
3/4"	89.1	10.8	10.9
1/2"	71.3	17.8	28.7
3/8"	59.4	11.9	40.6
#4	42.6	16.8	57.4
#8	35.3	7.3	64.7
#16	28.5	6.8	71.5
#30	20.9	7.6	79.1
#50	9.0	12.0	91.0
#100	1.7	7.3	98.3
LBW	0.7	1.0	99.3

PREPARED BY:  
 SM, LLC Technical Service

Approved By:

# Aggregate Optimization Chart

MIX ID'S: DDD0K7E7 and DDD0K7E9

Production Gradation Report

**PLANT #:** **P-38**

Sample Date: 9/18/17

Concrete Grade: **DM**

Contractor: \_\_\_\_\_

Dates Test Represents: 9/18/2017 to 9/24/2017

MDOT No.: \_\_\_\_\_

Agg. Class	Pit #	Source	Weight (SSD)	ft <sup>3</sup>	Specific Gravity	% Contribution
6AA	58-003	Stoneco	1400	8.34	2.69	46.8
26A	58-003	Stoneco	350	2.09	2.69	11.7
2NS	81-93	Burmeister	1240	7.53	2.64	41.5
<b>Total Wt</b>			<b>2990</b>	<b>17.95</b>		<b>100.0</b>

<----- Verify this number is 100%

Sieve	6AA	26A	2NS	Cumulative % Passing	% Retained	Cumulative % Retained
2"	100.0	100.0	100.0	100.0	0.0	0.0
1.5"	100.0	100.0	100.0	100.0	0.0	0.0
1"	99.2	100.0	100.0	99.6	0.4	0.4
3/4"	84.0	100.0	100.0	92.5	7.1	7.5
1/2"	41.6	99.6	100.0	72.6	19.9	27.4
3/8"	16.1	83.2	100.0	58.7	13.9	41.3
#4	2.0	13.8	96.4	42.5	16.2	57.5
#8	1.2	2.4	83.7	35.6	7.0	64.4
#16	1.0	0.9	68.7	29.1	6.5	70.9
#30	0.8	0.6	48.7	20.6	8.4	79.4
#50	0.8	0.5	17.8	7.8	12.8	92.2
#100	0.7	0.4	2.9	1.6	6.2	98.4
LBW	0.7	0.2	0.8	0.7	0.9	99.3

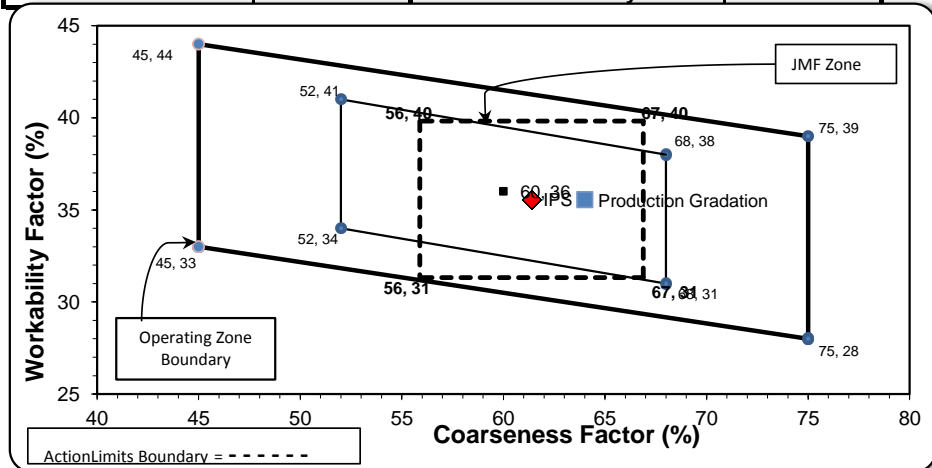


**Superior Materials, LLC**  
 30701 W. 10 Mile Rd.  
 Suite 500  
 Farmington Hills, MI 48336

\*Maximum % Retained must be above the 3/8" sieve.  
 \*Any two adjacent sieves must equal 10% except max., nom. max., #100 and #200 sieves.  
 \*% Retained must be at least 4% for each sieve except max., nom. max., #100 and #200 sieves.  
 \*% Retained must be at least 8% for the 1" sieve when a 2" max. size (nom. Max. 1.5") aggregate is used.

Production Gradation  Batch Plant Gradations  Aggregate Supplier Gradations

<b>Coarseness Factor:</b>	<b>64</b>	<b>Workability Factor:</b>	<b>36</b>
---------------------------	-----------	----------------------------	-----------



Initial Production Sample (IPS)

Sieve	Cumulative % Passing	% Retained	Cumulative % Retained
2"	100.0	0.0	0.0
1.5"	100.0	0.0	0.0
1"	99.3	0.7	0.7
3/4"	89.1	10.2	10.9
1/2"	70.5	18.6	29.5
3/8"	60.5	10.0	39.5
#4	44.1	16.4	55.9
#8	35.6	8.5	64.4
#16	27.7	7.9	72.3
#30	20.6	7.1	79.4
#50	8.7	11.8	91.3
#100	1.6	7.1	98.4
LBW	1.1	0.6	98.9

PREPARED BY:  
 SM, LLC Technical Service

Approved By: