

Aggregate Optimization Chart

MIX ID'S: DDP154E7, DDP154E8, DDP154ER, DDP164E7 and DDP164E8

Production Gradation Report

PLANT #: **P-101**

Sample Date: **8/13/18**

Concrete Grade: **P1M**

Contractor: _____

Dates Test Represents: **8/14/2018** through **8/20/2018**

MDOT No.: _____

Agg. Class	Pit #	Source	Weight (SSD)	ft ³	Specific Gravity	% Contribution
CA	71-47	Presque Isle	950	5.81	2.62	30.9
IA	71-47	Presque Isle	875	5.35	2.62	28.5
2NS	75-051	Mid-Michigan	1250	7.53	2.66	40.7
Total Wt			3075	18.69		100.0

<----- Verify this number is 100%



Superior Materials, LLC
 30701 W. 10 Mile Rd.
 Suite 500
 Farmington Hills, MI 48336

Sieve	CA	IA	2NS	Cumulative % Passing	% Retained	Cumulative % Retained
2"	100.0	100.0	100.0	100.0	0.0	0.0
1.5"	98.6	100.0	100.0	99.6	0.4	0.4
1"	39.7	100.0	100.0	81.4	18.2	18.6
3/4"	9.8	97.9	100.0	71.5	9.8	28.5
1/2"	3.1	84.1	100.0	65.5	6.0	34.5
3/8"	2.3	63.2	100.0	59.3	6.2	40.7
#4	1.7	10.2	99.2	43.8	15.6	56.2
#8	1.6	3.2	81.8	34.7	9.1	65.3
#16	1.5	2.3	63.4	26.9	7.8	73.1
#30	1.5	2.1	45.0	19.4	7.5	80.6
#50	1.4	2.0	19.5	8.9	10.4	91.1
#100	1.3	1.9	4.7	2.9	6.1	97.1
LBW	1.2	1.7	0.7	1.1	1.7	98.9

*Maximum % Retained must be above the 3/8" sieve.
 *Any two adjacent sieves must equal 10% except max., nom. max., #100 and #200 sieves.
 *% Retained must be at least 4% for each sieve except max., nom. max., #100 and #200 sieves.
 *% Retained must be at least 8% for the 1" sieve when a 2" max. size (nom. Max. 1.5") aggregate is used.

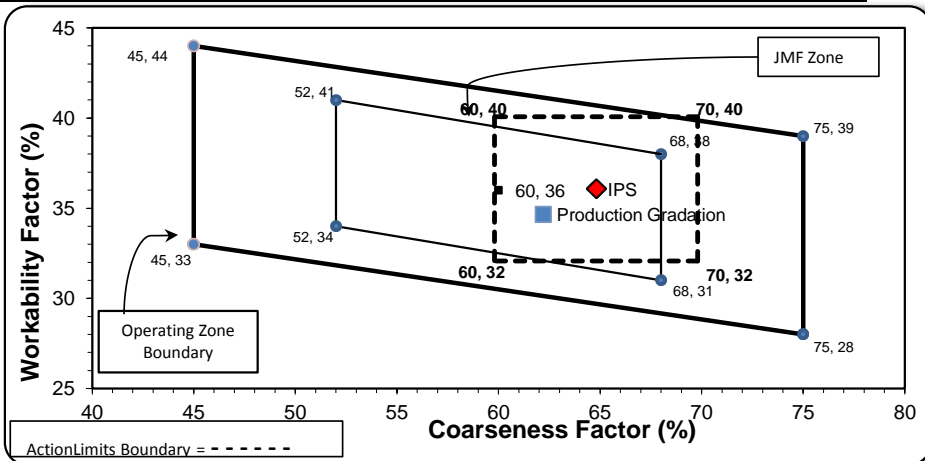
Production Gradation Batch Plant Gradations Aggregate Supplier Gradations

Coarseness Factor:	62	Workability Factor:	35
---------------------------	-----------	----------------------------	-----------

Initial Production Sample (IPS)

Coarseness Factor:	65
Workability Factor:	36

Sieve	Cumulative % Passing	% Retained	Cumulative % Retained
2"	100.0	0.0	0.0
1.5"	99.3	0.7	0.7
1"	83.6	15.7	16.4
3/4"	73.0	10.6	27.0
1/2"	65.1	7.9	34.9
3/8"	58.6	6.5	41.4
#4	45.8	12.8	54.2
#8	36.1	9.7	63.9
#16	28.8	7.3	71.2
#30	21.7	7.1	78.3
#50	10.3	11.4	89.7
#100	3.1	7.2	96.9
LBW	1.3	1.8	98.7



PREPARED BY:
 SM, LLC Technical Service

Approved By:

Aggregate Optimization Chart

MIX ID'S: DDP154E7, DDP154E8, DDP154ER, DDP164E7 and DDP164E8

Production Gradation Report

PLANT #: **P-102**

Sample Date: 8/13/18

Concrete Grade: **P1M**

Contractor: _____

Dates Test Represents: 8/14/2018 through 8/20/2018

MDOT No.: _____

Agg. Class	Pit #	Source	Weight (SSD)	ft ³	Specific Gravity	% Contribution
CA	58-003	Stoneco	1350	8.04	2.69	43.3
IA	58-003	Stoneco	570	3.40	2.69	18.3
2NS	38-046	Chelsea	1200	7.26	2.65	38.5
Total Wt			3120	18.70		100.0

<----- Verify this number is 100%



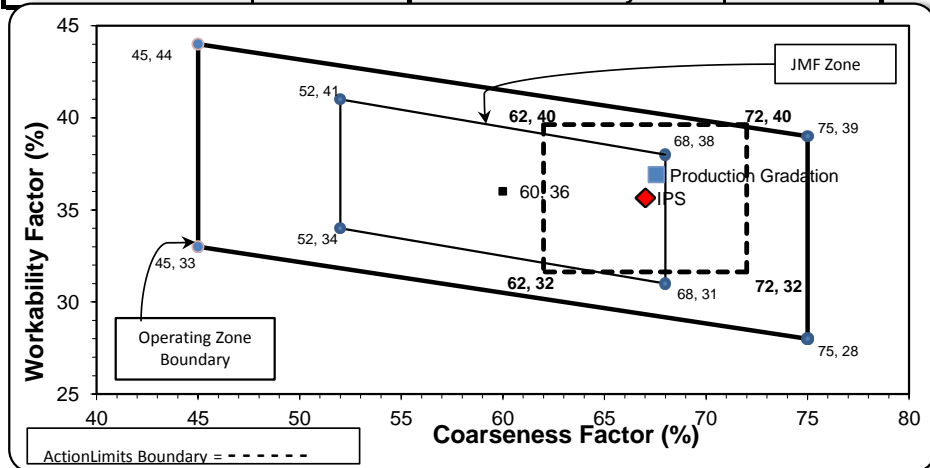
Superior Materials, LLC
 30701 W. 10 Mile Rd.
 Suite 500
 Farmington Hills, MI 48336

Sieve	CA	IA	2NS	Cumulative % Passing	% Retained	Cumulative % Retained
2"	100.0	100.0	100.0	100.0	0.0	0.0
1.5"	100.0	100.0	100.0	100.0	0.0	0.0
1"	67.6	100.0	100.0	86.0	14.0	14.0
3/4"	38.0	100.0	100.0	73.2	12.8	26.8
1/2"	19.4	92.8	100.0	63.8	9.4	36.2
3/8"	9.6	80.8	100.0	57.4	6.4	42.6
#4	2.4	26.5	100.0	44.3	13.0	55.7
#8	1.5	6.9	91.0	36.9	7.4	63.1
#16	1.3	2.8	65.0	26.1	10.8	73.9
#30	1.2	2.0	44.0	17.8	8.3	82.2
#50	1.1	1.8	23.0	9.7	8.2	90.3
#100	1.0	1.7	5.0	2.7	7.0	97.3
LBW	0.9	1.5	0.9	1.0	1.7	99.0

*Maximum % Retained must be above the 3/8" sieve.
 *Any two adjacent sieves must equal 10% except max., nom. max., #100 and #200 sieves.
 *% Retained must be at least 4% for each sieve except max., nom. max., #100 and #200 sieves.
 *% Retained must be at least 8% for the 1" sieve when a 2" max. size (nom. Max. 1.5") aggregate is used.

Production Gradation Batch Plant Gradations Aggregate Supplier Gradations

Coarseness Factor: **68** **Workability Factor:** **37**



Initial Production Sample (IPS)

Coarseness Factor: **67**
Workability Factor: **36**

Sieve	Cumulative % Passing	% Retained	Cumulative % Retained
2"	100.0	0.0	0.0
1.5"	100.0	0.0	0.0
1"	87.2	12.8	12.8
3/4"	76.6	10.6	23.4
1/2"	64.4	12.2	35.6
3/8"	56.9	7.6	43.1
#4	44.1	12.7	55.9
#8	35.6	8.5	64.4
#16	27.7	8.0	72.3
#30	19.5	8.2	80.5
#50	7.8	11.6	92.2
#100	2.3	5.6	97.7
LBW	0.6	1.6	99.4

PREPARED BY:
 SM, LLC Technical Service

Approved By:

Aggregate Optimization Chart

MIX ID'S: DDP154E7, DDP154E8, DDP154ER, DDP164E7 and DDP164E8

Production Gradation Report

PLANT #: **P-32**

Sample Date: 8/13/18

Concrete Grade: **P1M**

Contractor: _____

Dates Test Represents: 8/14/2018 through 8/20/2018

MDOT No.: _____

Agg. Class	Pit #	Source	Weight (SSD)	ft ³	Specific Gravity	% Contribution
CA	71-47	Presque Isle	850	5.20	2.62	27.7
IA	71-47	Presque Isle	970	5.93	2.62	31.6
2NS	95-13	Smelter Bay	1250	7.56	2.65	40.7
Total Wt			3070	18.69		100.0

<----- Verify this number is 100%

Sieve	CA	IA	2NS	Cumulative % Passing	% Retained	Cumulative % Retained
2"	100.0	100.0	100.0	100.0	0.0	0.0
1.5"	96.9	100.0	100.0	99.1	0.9	0.9
1"	32.0	100.0	100.0	81.2	18.0	18.8
3/4"	5.2	99.1	100.0	73.5	7.7	26.5
1/2"	1.4	78.3	100.0	65.8	7.6	34.2
3/8"	1.2	50.8	100.0	57.1	8.7	42.9
#4	1.1	10.6	96.7	43.0	14.1	57.0
#8	1.1	3.3	84.8	35.9	7.2	64.1
#16	1.1	2.2	67.2	28.4	7.5	71.6
#30	1.1	2.0	44.2	18.9	9.4	81.1
#50	1.0	1.9	18.5	8.4	10.5	91.6
#100	1.0	1.8	4.0	2.5	5.9	97.5
LBW	0.8	1.2	0.5	0.8	1.7	99.2

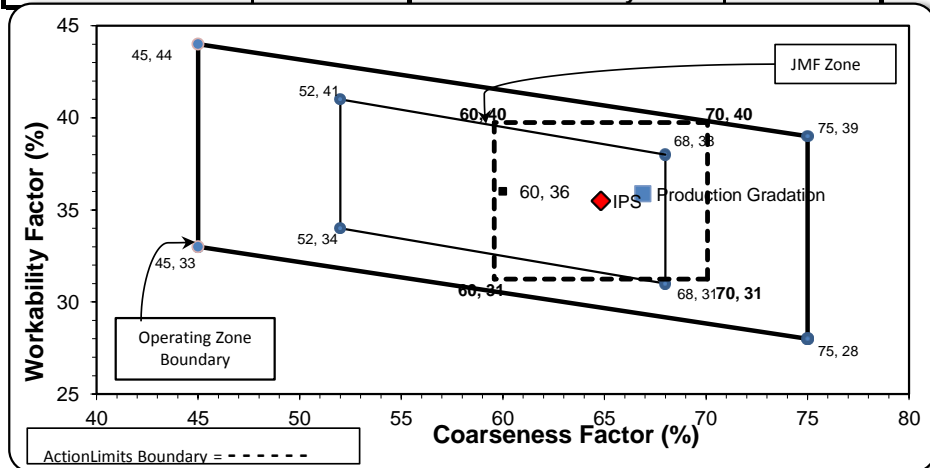
*Maximum % Retained must be above the 3/8" sieve.
 *Any two adjacent sieves must equal 10% except max., nom. max., #100 and #200 sieves.
 *% Retained must be at least 4% for each sieve except max., nom. max., #100 and #200 sieves.
 *% Retained must be at least 8% for the 1" sieve when a 2" max. size (nom. Max. 1.5") aggregate is used.



Superior Materials, LLC
 30701 W. 10 Mile Rd.
 Suite 500
 Farmington Hills, MI 48336

Production Gradation Batch Plant Gradations Aggregate Supplier Gradations

Coarseness Factor: **67** **Workability Factor:** **36**



Initial Production Sample (IPS)

Coarseness Factor: **65**
Workability Factor: **35**

Sieve	Cumulative % Passing	% Retained	Cumulative % Retained
2"	100.0	0.0	0.0
1.5"	99.4	0.6	0.6
1"	84.0	15.3	16.0
3/4"	73.5	10.5	26.5
1/2"	65.2	8.2	34.8
3/8"	58.2	7.1	41.8
#4	44.1	14.1	55.9
#8	35.5	8.6	64.5
#16	29.1	6.4	70.9
#30	21.9	7.3	78.1
#50	9.6	12.2	90.4
#100	2.6	7.1	97.4
LBW	1.0	1.6	99.0

PREPARED BY:
 SM, LLC Technical Service

Approved By:

Aggregate Optimization Chart

MIX ID'S: DDP154E7, DDP154E8, DDP154ER, DDP164E7 and DDP164E8

Production Gradation Report

PLANT #: **P-36**

Sample Date: 8/13/18

Concrete Grade: **P1M**

Contractor: _____

Dates Test Represents: 8/14/2018 through 8/20/2018

MDOT No.: _____

Agg. Class	Pit #	Source	Weight (SSD)	ft ³	Specific Gravity	% Contribution
CA	71-47	Presque Isle	850	5.20	2.62	27.7
IA	71-47	Presque Isle	970	5.93	2.62	31.6
2NS	63-92	AA Grange Hall	1250	7.56	2.65	40.7
Total Wt			3070	18.69		100.0

<----- Verify this number is 100%

Sieve	CA	IA	2NS	Cumulative % Passing	% Retained	Cumulative % Retained
2"	100.0	100.0	100.0	100.0	0.0	0.0
1.5"	96.9	100.0	100.0	99.1	0.9	0.9
1"	32.0	100.0	100.0	81.2	18.0	18.8
3/4"	5.2	99.1	100.0	73.5	7.7	26.5
1/2"	1.4	78.3	100.0	65.8	7.6	34.2
3/8"	1.2	50.8	100.0	57.1	8.7	42.9
#4	1.1	10.6	97.5	43.4	13.7	56.6
#8	1.1	3.3	84.5	35.8	7.6	64.2
#16	1.1	2.2	68.6	28.9	6.8	71.1
#30	1.1	2.0	48.7	20.8	8.2	79.2
#50	1.0	1.9	21.6	9.7	11.1	90.3
#100	1.0	1.8	2.9	2.0	7.6	98.0
LBW	0.8	1.2	0.3	0.7	1.3	99.3

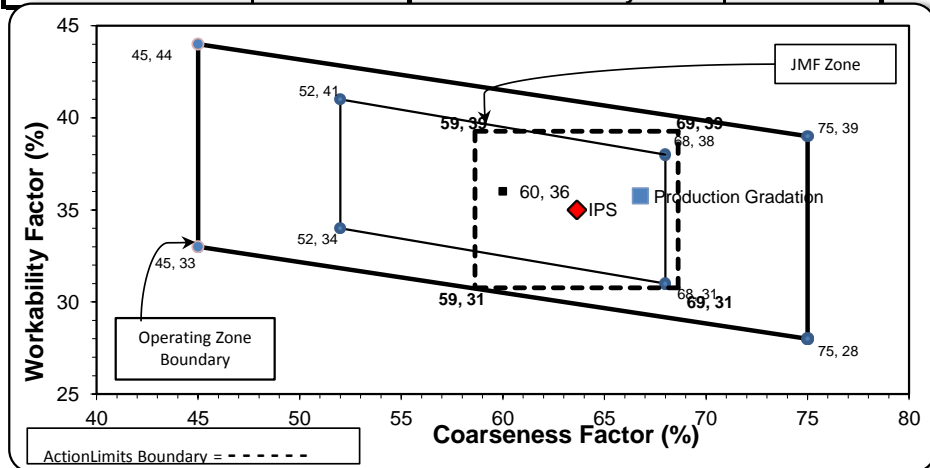


Superior Materials, LLC
 30701 W. 10 Mile Rd.
 Suite 500
 Farmington Hills, MI 48336

*Maximum % Retained must be above the 3/8" sieve.
 *Any two adjacent sieves must equal 10% except max., nom. max., #100 and #200 sieves.
 *% Retained must be at least 4% for each sieve except max., nom. max., #100 and #200 sieves.
 *% Retained must be at least 8% for the 1" sieve when a 2" max. size (nom. Max. 1.5") aggregate is used.

Production Gradation Batch Plant Gradations Aggregate Supplier Gradations

Coarseness Factor: **67** **Workability Factor:** **36**



Initial Production Sample (IPS)

Coarseness Factor: **64**
Workability Factor: **35**

Sieve	Cumulative % Passing	% Retained	Cumulative % Retained
2"	100.0	0.0	0.0
1.5"	99.4	0.6	0.6
1"	84.6	14.7	15.4
3/4"	74.4	10.3	25.6
1/2"	66.0	8.4	34.0
3/8"	58.7	7.4	41.3
#4	44.6	14.0	55.4
#8	35.0	9.6	65.0
#16	27.6	7.4	72.4
#30	19.5	8.1	80.5
#50	8.6	11.0	91.4
#100	2.0	6.6	98.0
LBW	0.9	1.1	99.1

PREPARED BY:
 SM, LLC Technical Service

Approved By:

Aggregate Optimization Chart

MIX ID'S: DDP154E7, DDP154E8, DDP154ER, DDP164E7 and DDP164E8

Production Gradation Report

PLANT #: **P-39**

Sample Date: 8/13/18

Concrete Grade: **P1M**

Contractor: _____

Dates Test Represents: 8/14/2018 through 8/20/2018

MDOT No.: _____

Agg. Class	Pit #	Source	Weight (SSD)	ft ³	Specific Gravity	% Contribution
CA	71-47	Presque Isle	1000	6.12	2.62	32.6
IA	71-47	Presque Isle	750	4.59	2.62	24.4
2NS	63-115	Ray Road	1320	7.98	2.65	43.0
Total Wt			3070	18.69		100.0

<----- Verify this number is 100%



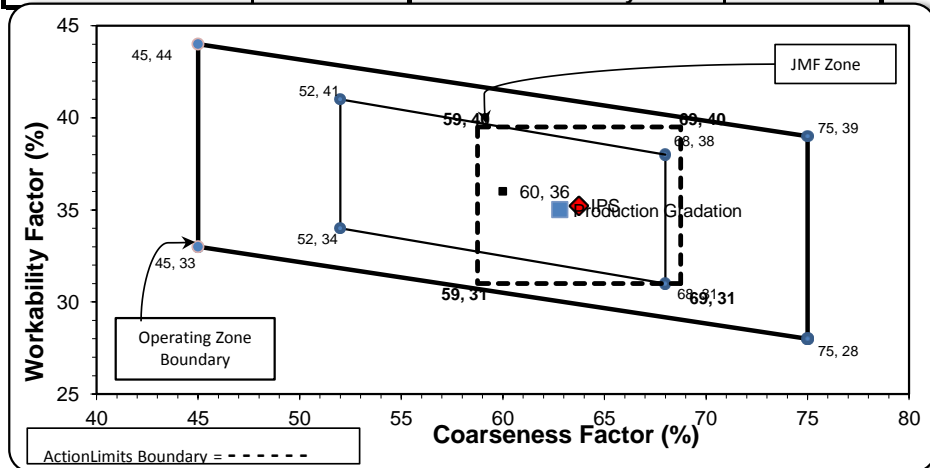
Superior Materials, LLC
 30701 W. 10 Mile Rd.
 Suite 500
 Farmington Hills, MI 48336

Sieve	CA	IA	2NS	Cumulative % Passing	% Retained	Cumulative % Retained
2"	100.0	100.0	100.0	100.0	0.0	0.0
1.5"	98.6	100.0	100.0	99.5	0.5	0.5
1"	39.7	100.0	100.0	80.4	19.2	19.6
3/4"	9.8	97.9	100.0	70.1	10.3	29.9
1/2"	3.1	84.1	100.0	64.6	5.6	35.4
3/8"	2.3	63.2	100.0	59.2	5.4	40.8
#4	1.7	10.2	96.7	44.6	14.6	55.4
#8	1.6	3.2	78.4	35.0	9.6	65.0
#16	1.5	2.3	60.8	27.2	7.8	72.8
#30	1.5	2.1	44.5	20.1	7.1	79.9
#50	1.4	2.0	22.8	10.7	9.4	89.3
#100	1.3	1.9	5.9	3.4	7.3	96.6
LBW	1.2	1.7	0.7	1.1	2.3	98.9

*Maximum % Retained must be above the 3/8" sieve.
 *Any two adjacent sieves must equal 10% except max., nom. max., #100 and #200 sieves.
 *% Retained must be at least 4% for each sieve except max., nom. max., #100 and #200 sieves.
 *% Retained must be at least 8% for the 1" sieve when a 2" max. size (nom. Max. 1.5") aggregate is used.

Production Gradation Batch Plant Gradations Aggregate Supplier Gradations

Coarseness Factor: **63** **Workability Factor:** **35**



Initial Production Sample (IPS)

Coarseness Factor: **64**
Workability Factor: **35**

Sieve	Cumulative % Passing	% Retained	Cumulative % Retained
2"	100.0	0.0	0.0
1.5"	99.4	0.6	0.6
1"	84.3	15.1	15.7
3/4"	73.9	10.4	26.1
1/2"	65.7	8.2	34.3
3/8"	58.7	7.0	41.3
#4	45.1	13.6	54.9
#8	35.3	9.8	64.7
#16	28.1	7.2	71.9
#30	21.2	6.9	78.8
#50	10.1	11.1	89.9
#100	3.1	7.0	96.9
LBW	1.4	1.7	98.6

PREPARED BY:
 SM, LLC Technical Service

Approved By:

Aggregate Optimization Chart

MIX ID'S: DDP154E7, DDP154E8, DDP154ER, DDP164E7 and DDP164E8

Production Gradation Report

PLANT #: **P-02**

Sample Date: 8/13/18

Concrete Grade: **P1M**

Contractor: _____

Dates Test Represents: 8/14/2018 through 8/20/2018

MDOT No.: _____

Agg. Class	Pit #	Source	Weight (SSD)	ft ³	Specific Gravity	% Contribution
CA	71-47	Presque Isle	850	5.20	2.62	27.7
IA	71-47	Presque Isle	970	5.93	2.62	31.6
2NS	63-92	AA Grange Hall	1250	7.56	2.65	40.7
Total Wt			3070	18.69		100.0

<----- Verify this number is 100%



Superior Materials, LLC

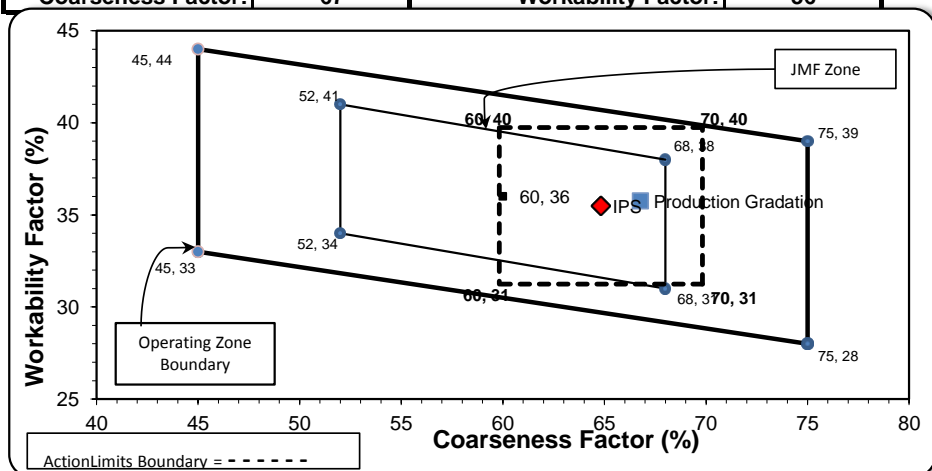
30701 W. 10 Mile Rd.
Suite 500
Farmington Hills, MI 48336

Sieve	CA	IA	2NS	Cumulative % Passing	% Retained	Cumulative % Retained
2"	100.0	100.0	100.0	100.0	0.0	0.0
1.5"	96.9	100.0	100.0	99.1	0.9	0.9
1"	32.0	100.0	100.0	81.2	18.0	18.8
3/4"	5.2	99.1	100.0	73.5	7.7	26.5
1/2"	1.4	78.3	100.0	65.8	7.6	34.2
3/8"	1.2	50.8	100.0	57.1	8.7	42.9
#4	1.1	10.6	97.5	43.4	13.7	56.6
#8	1.1	3.3	84.5	35.8	7.6	64.2
#16	1.1	2.2	68.6	28.9	6.8	71.1
#30	1.1	2.0	48.7	20.8	8.2	79.2
#50	1.0	1.9	21.6	9.7	11.1	90.3
#100	1.0	1.8	2.9	2.0	7.6	98.0
LBW	0.8	1.2	0.3	0.7	1.3	99.3

*Maximum % Retained must be above the 3/8" sieve.
*Any two adjacent sieves must equal 10% except max., nom. max., #100 and #200 sieves.
*% Retained must be at least 4% for each sieve except max., nom. max., #100 and #200 sieves.
*% Retained must be at least 8% for the 1" sieve when a 2" max. size (nom. Max. 1.5") aggregate is used.

Production Gradation Batch Plant Gradations Aggregate Supplier Gradations

Coarseness Factor:	67	Workability Factor:	36
---------------------------	-----------	----------------------------	-----------



Initial Production Sample (IPS)

Coarseness Factor:	65		
Workability Factor:	35		
Sieve	Cumulative % Passing	% Retained	Cumulative % Retained
2"	100.0	0.0	0.0
1.5"	99.4	0.6	0.6
1"	84.0	15.3	16.0
3/4"	73.5	10.5	26.5
1/2"	65.2	8.2	34.8
3/8"	58.2	7.1	41.8
#4	44.1	14.1	55.9
#8	35.5	8.6	64.5
#16	29.1	6.4	70.9
#30	21.9	7.3	78.1
#50	9.6	12.2	90.4
#100	2.6	7.1	97.4
LBW	1.0	1.6	99.0

PREPARED BY:
SM, LLC Technical Service

Approved By: