

Aggregate Optimization Chart

MIX ID'S: DDS257E7 and DDS257E8

Production Gradation Report

PLANT #: **P-102**

Sample Date: 9/10/18

Concrete Grade: **S2M**

Contractor: _____

Dates Test Represents: 9/11/2018 through 9/17/2018

MDOT No.: _____

Agg. Class	Pit #	Source	Weight (SSD)	ft ³	Specific Gravity	% Contribution
6AA	58-003	Stoneco	1500	8.94	2.69	47.5
26A	58-003	Stoneco	400	2.38	2.69	12.7
2NS	38-046	Chelsea	1260	7.62	2.65	39.9
Total Wt			3160	18.94		100.0

<----- Verify this number is 100%



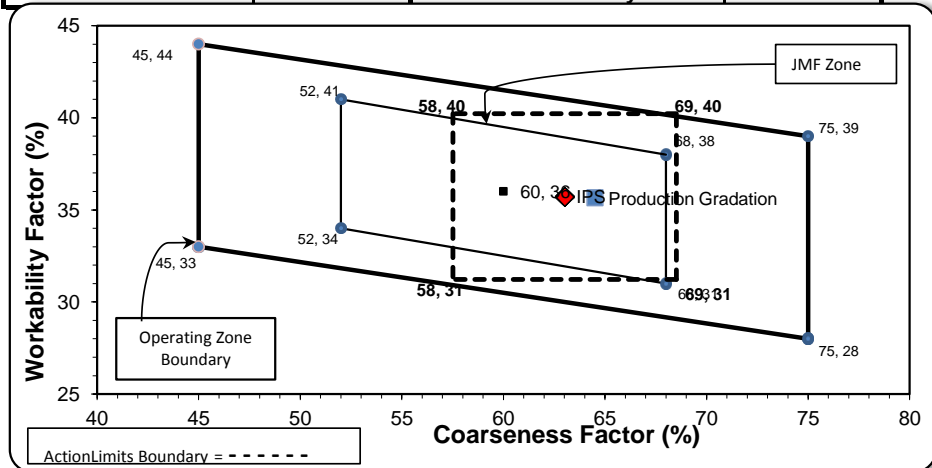
Superior Materials, LLC
 30701 W. 10 Mile Rd.
 Suite 500
 Farmington Hills, MI 48336

Sieve	6AA	26A	2NS	Cumulative % Passing	% Retained	Cumulative % Retained
2"	100.0	100.0	100.0	100.0	0.0	0.0
1.5"	100.0	100.0	100.0	100.0	0.0	0.0
1"	99.7	100.0	100.0	99.9	0.1	0.1
3/4"	73.9	100.0	100.0	87.6	12.2	12.4
1/2"	37.0	99.9	100.0	70.1	17.5	29.9
3/8"	15.6	88.5	100.0	58.5	11.6	41.5
#4	2.7	13.5	100.0	42.9	15.6	57.1
#8	0.9	4.2	87.0	35.6	7.2	64.4
#16	1.0	2.5	64.0	26.3	9.3	73.7
#30	0.9	2.0	44.0	18.2	8.1	81.8
#50	0.8	1.8	24.0	10.2	8.0	89.8
#100	0.8	1.7	6.0	3.0	7.2	97.0
LBW	0.4	1.4	0.6	0.6	2.4	99.4

*Maximum % Retained must be above the 3/8" sieve.
 *Any two adjacent sieves must equal 10% except max., nom. max., #100 and #200 sieves.
 *% Retained must be at least 4% for each sieve except max., nom. max., #100 and #200 sieves.
 *% Retained must be at least 8% for the 1" sieve when a 2" max. size (nom. Max. 1.5") aggregate is used.

Production Gradation Batch Plant Gradations Aggregate Supplier Gradations

Coarseness Factor:	65	Workability Factor:	36
---------------------------	-----------	----------------------------	-----------



Initial Production Sample (IPS)

Sieve	Cumulative % Passing	% Retained	Cumulative % Retained
2"	100.0	0.0	0.0
1.5"	100.0	0.0	0.0
1"	99.2	0.8	0.8
3/4"	90.9	8.3	9.1
1/2"	71.3	19.6	28.7
3/8"	59.5	11.8	40.5
#4	43.8	15.7	56.2
#8	35.7	8.1	64.3
#16	27.0	8.7	73.0
#30	18.6	8.4	81.4
#50	6.8	11.8	93.2
#100	1.4	5.4	98.6
LBW	0.6	0.8	99.4

PREPARED BY:
 SM, LLC Technical Service

Approved By:

Aggregate Optimization Chart

MIX ID'S: DDS257E7 and DDS257E8

Production Gradation Report

PLANT #: **P-32**

Sample Date: 9/10/18

Concrete Grade: **S2M**

Contractor: _____

Dates Test Represents: 9/11/2018 through 9/17/2018

MDOT No.: _____

Agg. Class	Pit #	Source	Weight (SSD)	ft ³	Specific Gravity	% Contribution
6AA	71-47	Presque Isle	1630	9.97	2.62	52.4
26A	71-47	Presque Isle	200	1.22	2.62	6.4
2NS	95-13	Smelter Bay	1280	7.74	2.65	41.2
Total Wt			3110	18.93		100.0

<----- Verify this number is 100%



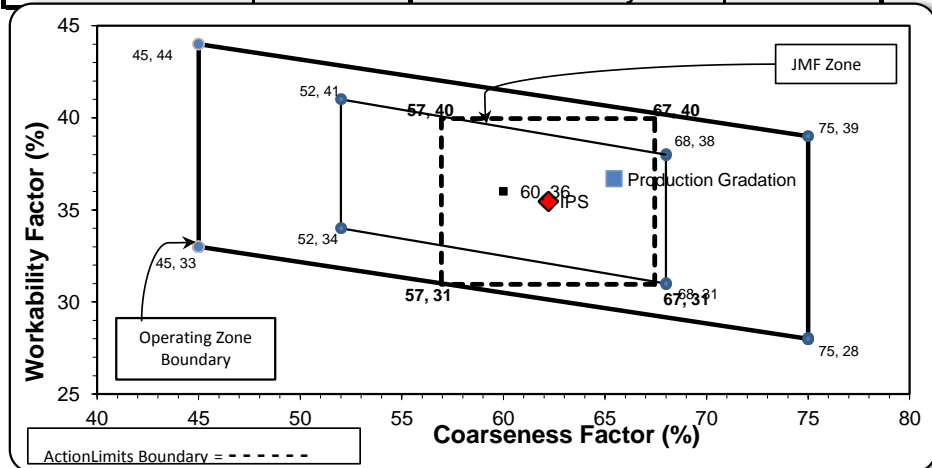
Superior Materials, LLC
 30701 W. 10 Mile Rd.
 Suite 500
 Farmington Hills, MI 48336

Sieve	6AA	26A	2NS	Cumulative % Passing	% Retained	Cumulative % Retained
2"	100.0	100.0	100.0	100.0	0.0	0.0
1.5"	100.0	100.0	100.0	100.0	0.0	0.0
1"	99.4	100.0	100.0	99.7	0.3	0.3
3/4"	84.6	100.0	100.0	91.9	7.8	8.1
1/2"	41.6	95.6	100.0	69.1	22.8	30.9
3/8"	23.1	82.3	100.0	58.6	10.6	41.4
#4	4.4	18.8	97.3	43.6	15.0	56.4
#8	3.0	5.8	84.4	36.7	6.9	63.3
#16	2.6	3.5	66.7	29.0	7.6	71.0
#30	2.4	2.9	45.0	20.0	9.1	80.0
#50	2.2	2.7	17.7	8.6	11.4	91.4
#100	2.0	2.5	3.8	2.8	5.8	97.2
LBW	1.6	1.9	1.1	1.4	1.4	98.6

*Maximum % Retained must be above the 3/8" sieve.
 *Any two adjacent sieves must equal 10% except max., nom. max., #100 and #200 sieves.
 *% Retained must be at least 4% for each sieve except max., nom. max., #100 and #200 sieves.
 *% Retained must be at least 8% for the 1" sieve when a 2" max. size (nom. Max. 1.5") aggregate is used.

Production Gradation Batch Plant Gradations Aggregate Supplier Gradations

Coarseness Factor:	65	Workability Factor:	37
---------------------------	-----------	----------------------------	-----------



Initial Production Sample (IPS)

Coarseness Factor:	62		
Workability Factor:	35		
Sieve	Cumulative % Passing	% Retained	Cumulative % Retained
2"	100.0	0.0	0.0
1.5"	100.0	0.0	0.0
1"	100.0	0.0	0.0
3/4"	94.0	6.0	6.0
1/2"	70.2	23.7	29.8
3/8"	59.9	10.4	40.1
#4	42.7	17.2	57.3
#8	35.5	7.2	64.5
#16	28.4	7.0	71.6
#30	19.2	9.2	80.8
#50	8.9	10.3	91.1
#100	3.1	5.9	96.9
LBW	1.4	1.7	98.6

PREPARED BY:
 SM, LLC Technical Service

Approved By:

Aggregate Optimization Chart

MIX ID'S: DDS257E7 and DDS257E8

Production Gradation Report

PLANT #: **P-36**

Sample Date: 9/10/18

Concrete Grade: **S2M**

Contractor: _____

Dates Test Represents: 9/11/2018 through 9/17/2018

MDOT No.: _____

Agg. Class	Pit #	Source	Weight (SSD)	ft ³	Specific Gravity	% Contribution
6AA	71-47	Presque Isle	1630	9.97	2.62	52.4
26A	71-47	Presque Isle	200	1.22	2.62	6.4
2NS	63-92	AA Grange Hall	1280	7.74	2.65	41.2
Total Wt			3110	18.93		100.0

<----- Verify this number is 100%



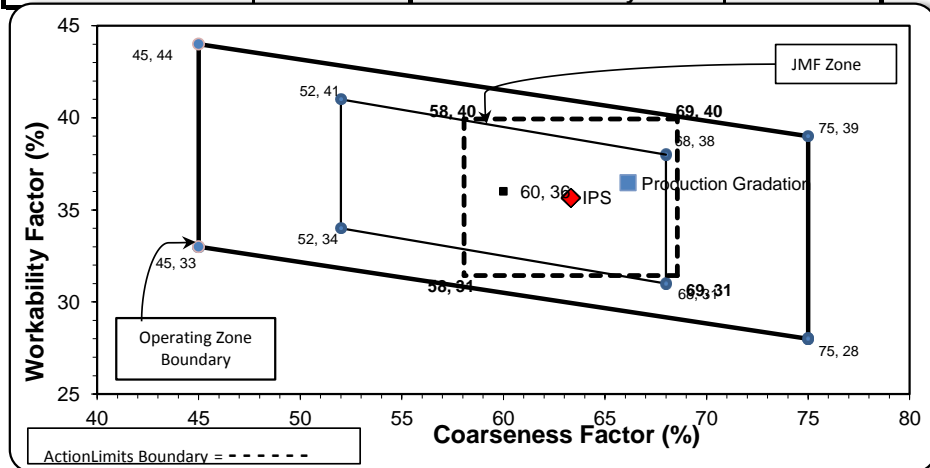
Superior Materials, LLC
 30701 W. 10 Mile Rd.
 Suite 500
 Farmington Hills, MI 48336

Sieve	6AA	26A	2NS	Cumulative % Passing	% Retained	Cumulative % Retained
2"	100.0	100.0	100.0	100.0	0.0	0.0
1.5"	100.0	100.0	100.0	100.0	0.0	0.0
1"	100.0	100.0	100.0	100.0	0.0	0.0
3/4"	87.9	100.0	100.0	93.7	6.3	6.3
1/2"	41.1	95.6	100.0	68.8	24.8	31.2
3/8"	22.0	82.3	100.0	58.0	10.9	42.0
#4	4.6	18.8	97.0	43.5	14.4	56.5
#8	2.6	5.8	84.4	36.5	7.1	63.5
#16	2.2	3.5	69.4	29.9	6.5	70.1
#30	2.0	2.9	51.6	22.5	7.5	77.5
#50	2.0	2.7	25.2	11.6	10.9	88.4
#100	1.8	2.5	4.5	3.0	8.6	97.0
LBW	1.2	1.9	0.4	0.9	2.0	99.1

*Maximum % Retained must be above the 3/8" sieve.
 *Any two adjacent sieves must equal 10% except max., nom. max., #100 and #200 sieves.
 *% Retained must be at least 4% for each sieve except max., nom. max., #100 and #200 sieves.
 *% Retained must be at least 8% for the 1" sieve when a 2" max. size (nom. Max. 1.5") aggregate is used.

Production Gradation Batch Plant Gradations Aggregate Supplier Gradations

Coarseness Factor:	66	Workability Factor:	36
---------------------------	-----------	----------------------------	-----------



Initial Production Sample (IPS)

Sieve	Cumulative % Passing	% Retained	Cumulative % Retained
2"	100.0	0.0	0.0
1.5"	100.0	0.0	0.0
1"	100.0	0.0	0.0
3/4"	95.6	4.4	4.4
1/2"	73.1	22.6	26.9
3/8"	59.3	13.8	40.7
#4	42.8	16.5	57.2
#8	35.7	7.1	64.3
#16	28.9	6.8	71.1
#30	20.7	8.2	79.3
#50	9.9	10.8	90.1
#100	2.1	7.8	97.9
LBW	0.9	1.2	99.1

PREPARED BY:
 SM, LLC Technical Service

Approved By:

Aggregate Optimization Chart

MIX ID'S: DDS257E7 and DDS257E8

Production Gradation Report

PLANT #: **P-02**

Sample Date: 9/10/18

Concrete Grade: **S2M**

Contractor: _____

Dates Test Represents: 9/11/2018 through 9/17/2018

MDOT No.: _____

Agg. Class	Pit #	Source	Weight (SSD)	ft ³	Specific Gravity	% Contribution
6AA	71-47	Presque Isle	1630	9.97	2.62	52.4
26A	71-47	Presque Isle	200	1.22	2.62	6.4
2NS	63-92	AA Grange Hall	1280	7.74	2.65	41.2
Total Wt			3110	18.93		100.0

<----- Verify this number is 100%

Sieve	6AA	26A	2NS	Cumulative % Passing	% Retained	Cumulative % Retained
2"	100.0	100.0	100.0	100.0	0.0	0.0
1.5"	100.0	100.0	100.0	100.0	0.0	0.0
1"	100.0	100.0	100.0	100.0	0.0	0.0
3/4"	87.9	100.0	100.0	93.7	6.3	6.3
1/2"	41.1	95.6	100.0	68.8	24.8	31.2
3/8"	22.0	82.3	100.0	58.0	10.9	42.0
#4	4.6	18.8	97.0	43.5	14.4	56.5
#8	2.6	5.8	84.4	36.5	7.1	63.5
#16	2.2	3.5	69.4	29.9	6.5	70.1
#30	2.0	2.9	51.6	22.5	7.5	77.5
#50	2.0	2.7	25.2	11.6	10.9	88.4
#100	1.8	2.5	4.5	3.0	8.6	97.0
LBW	1.2	1.9	0.4	0.9	2.0	99.1

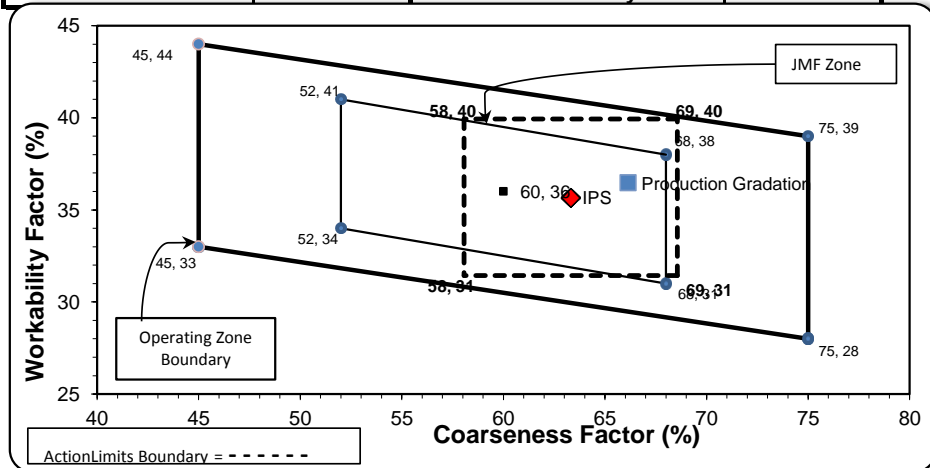


Superior Materials, LLC
 30701 W. 10 Mile Rd.
 Suite 500
 Farmington Hills, MI 48336

*Maximum % Retained must be above the 3/8" sieve.
 *Any two adjacent sieves must equal 10% except max., nom. max., #100 and #200 sieves.
 *% Retained must be at least 4% for each sieve except max., nom. max., #100 and #200 sieves.
 *% Retained must be at least 8% for the 1" sieve when a 2" max. size (nom. Max. 1.5") aggregate is used.

Production Gradation Batch Plant Gradations Aggregate Supplier Gradations

Coarseness Factor: 66 **Workability Factor: 36**



Initial Production Sample (IPS)

Coarseness Factor: 63		Workability Factor: 36	
Sieve	Cumulative % Passing	% Retained	Cumulative % Retained
2"	100.0	0.0	0.0
1.5"	100.0	0.0	0.0
1"	100.0	0.0	0.0
3/4"	95.6	4.4	4.4
1/2"	73.1	22.6	26.9
3/8"	59.3	13.8	40.7
#4	42.8	16.5	57.2
#8	35.7	7.1	64.3
#16	28.9	6.8	71.1
#30	20.7	8.2	79.3
#50	9.9	10.8	90.1
#100	2.1	7.8	97.9
LBW	0.9	1.2	99.1

PREPARED BY:
 SM, LLC Technical Service

Approved By: