

Aggregate Optimization Chart

PLANT #: **P-102**

Sample Date: 10/25/21

Concrete Grade: **S2M**

Contractor: _____

Dates Test Represents: 10/26/2021 through 11/1/2021

MDOT No.: _____

Agg. Class	Pit #	Source	Weight (SSD)	ft ³	Specific Gravity	% Contribution
6AA	58-003	Stoneco	1600	9.53	2.69	51.6
26A	58-003	Stoneco	290	1.73	2.69	9.4
2NS	63-114	Highland	1210	7.32	2.65	39.0
Total Wt			3100	18.58		100.0

<----- Verify this number is 100%



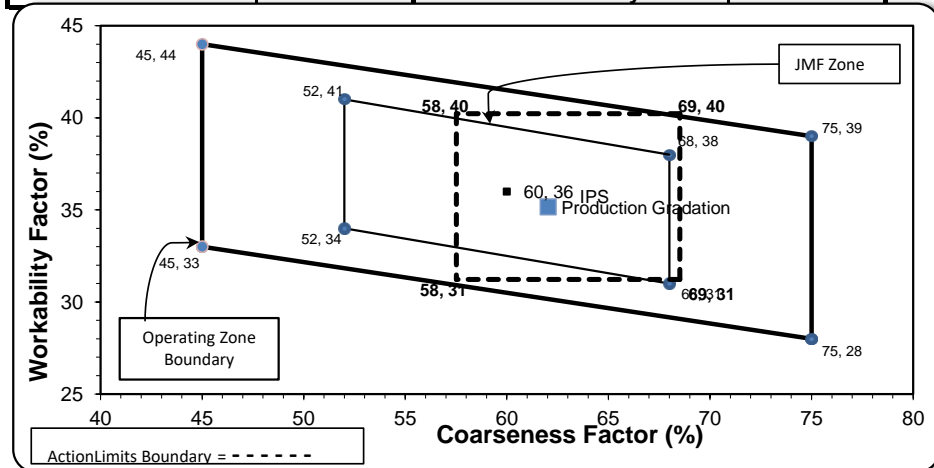
Superior Materials, LLC
 30701 W. 10 Mile Rd.
 Suite 500
 Farmington Hills, MI 48336

Sieve	6AA	26A	2NS	Cumulative % Passing	% Retained	Cumulative % Retained
2"	100.0	100.0	100.0	100.0	0.0	0.0
1.5"	100.0	100.0	100.0	100.0	0.0	0.0
1"	100.0	100.0	100.0	100.0	0.0	0.0
3/4"	83.3	100.0	100.0	91.4	8.6	8.6
1/2"	45.6	99.5	100.0	71.9	19.5	28.1
3/8"	24.2	88.3	100.0	59.8	12.1	40.2
#4	3.6	8.6	99.6	41.5	18.2	58.5
#8	1.5	2.6	87.5	35.2	6.4	64.8
#16	1.0	1.8	66.4	26.6	8.6	73.4
#30	0.8	1.6	44.1	17.8	8.8	82.2
#50	0.7	1.5	18.5	7.7	10.1	92.3
#100	0.6	1.5	4.0	2.0	5.7	98.0
LBW	0.6	1.3	0.6	0.7	1.3	99.3

*Maximum % Retained must be above the 3/8" sieve.
 *Any two adjacent sieves must equal 10% except max., nom. max., #100 and #200 sieves.
 *% Retained must be at least 4% for each sieve except max., nom. max., #100 and #200 sieves.
 *% Retained must be at least 8% for the 1" sieve when a 2" max. size (nom. Max. 1.5") aggregate is used.

Production Gradation Batch Plant Gradations Aggregate Supplier Gradations

Coarseness Factor:	62	Workability Factor:	35
---------------------------	-----------	----------------------------	-----------



Initial Production Sample (IPS)

Coarseness Factor:	63		
Workability Factor:	36		
Sieve	Cumulative % Passing	% Retained	Cumulative % Retained
2"	100.0	0.0	0.0
1.5"	100.0	0.0	0.0
1"	99.2	0.8	0.8
3/4"	90.9	8.3	9.1
1/2"	71.3	19.6	28.7
3/8"	59.5	11.8	40.5
#4	43.8	15.7	56.2
#8	35.7	8.1	64.3
#16	27.0	8.7	73.0
#30	18.6	8.4	81.4
#50	6.8	11.8	93.2
#100	1.4	5.4	98.6
LBW	0.6	0.8	99.4

PREPARED BY:
 SM, LLC Technical Service

Approved By:

Aggregate Optimization Chart

PLANT #: **P-32**

Sample Date: 10/25/21

Concrete Grade: **S2M**

Contractor: _____

Dates Test Represents: 10/26/2021 through 11/1/2021

MDOT No.: _____

Agg. Class	Pit #	Source	Weight (SSD)	ft ³	Specific Gravity	% Contribution
6AA	71-47	Presque Isle	1500	9.17	2.62	49.2
26A	71-47	Presque Isle	320	1.96	2.62	10.5
2NS	95-013	Smelter Bay	1230	7.44	2.65	40.3
Total Wt			3050	18.57		100.0

<----- Verify this number is 100%



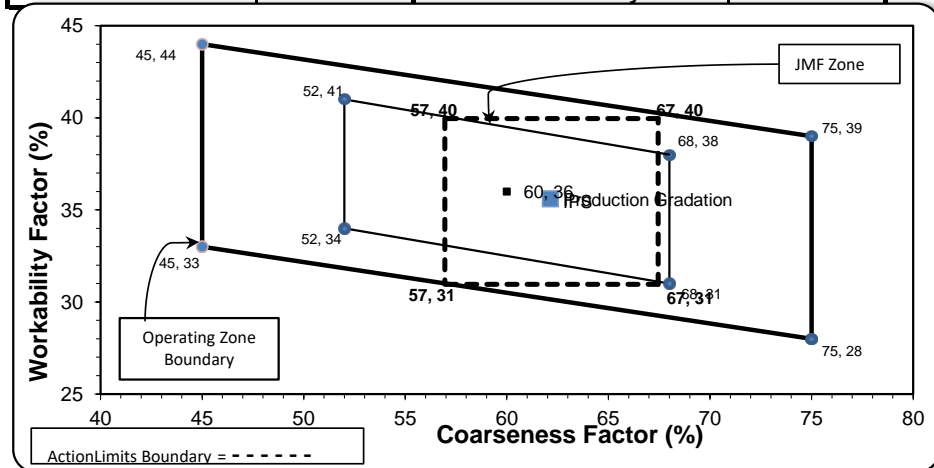
Superior Materials, LLC
 30701 W. 10 Mile Rd.
 Suite 500
 Farmington Hills, MI 48336

Sieve	6AA	26A	2NS	Cumulative % Passing	% Retained	Cumulative % Retained
2"	100.0	100.0	100.0	100.0	0.0	0.0
1.5"	100.0	100.0	100.0	100.0	0.0	0.0
1"	98.5	100.0	100.0	99.3	0.7	0.7
3/4"	79.2	100.0	100.0	89.8	9.5	10.2
1/2"	36.1	96.2	100.0	68.2	21.6	31.8
3/8"	21.9	84.7	100.0	60.0	8.2	40.0
#4	4.5	18.1	96.3	42.9	17.0	57.1
#8	2.5	4.7	84.0	35.6	7.3	64.4
#16	2.2	2.4	67.7	28.6	7.0	71.4
#30	2.1	2.0	47.1	20.2	8.4	79.8
#50	2.0	1.8	21.5	9.8	10.4	90.2
#100	1.8	1.7	6.6	3.7	6.1	96.3
LBW	1.3	1.3	1.4	1.3	2.4	98.7

*Maximum % Retained must be above the 3/8" sieve.
 *Any two adjacent sieves must equal 10% except max., nom. max., #100 and #200 sieves.
 *% Retained must be at least 4% for each sieve except max., nom. max., #100 and #200 sieves.
 *% Retained must be at least 8% for the 1" sieve when a 2" max. size (nom. Max. 1.5") aggregate is used.

Production Gradation Batch Plant Gradations Aggregate Supplier Gradations

Coarseness Factor:	62	Workability Factor:	36
---------------------------	-----------	----------------------------	-----------



Initial Production Sample (IPS)

Coarseness Factor:	62
Workability Factor:	35

Sieve	Cumulative % Passing	% Retained	Cumulative % Retained
2"	100.0	0.0	0.0
1.5"	100.0	0.0	0.0
1"	100.0	0.0	0.0
3/4"	94.0	6.0	6.0
1/2"	70.2	23.7	29.8
3/8"	59.9	10.4	40.1
#4	42.7	17.2	57.3
#8	35.5	7.2	64.5
#16	28.4	7.0	71.6
#30	19.2	9.2	80.8
#50	8.9	10.3	91.1
#100	3.1	5.9	96.9
LBW	1.4	1.7	98.6

PREPARED BY:
 SM, LLC Technical Service

Approved By:

Aggregate Optimization Chart

PLANT #: **P-35**

Sample Date: 10/25/21

Concrete Grade: **S2M**

Contractor: _____

Dates Test Represents: 10/26/2021 through 11/1/2021

MDOT No.: _____

Agg. Class	Pit #	Source	Weight (SSD)	ft ³	Specific Gravity	% Contribution
6AA	58-003	Stoneco	1600	9.53	2.69	51.6
26A	58-003	Stoneco	300	1.79	2.69	9.7
2NS	81-093	Burmeister	1200	7.26	2.65	38.7
Total Wt			3100	18.58		100.0

<----- Verify this number is 100%



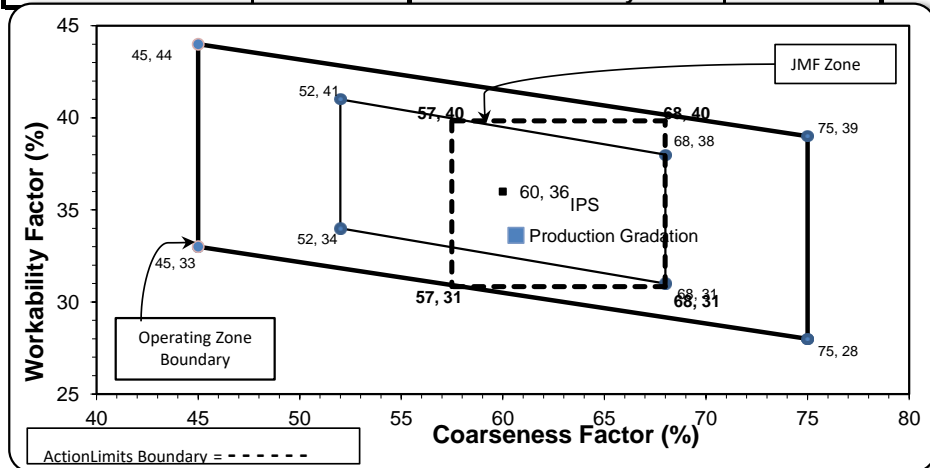
Superior Materials, LLC
 30701 W. 10 Mile Rd.
 Suite 500
 Farmington Hills, MI 48336

Sieve	6AA	26A	2NS	Cumulative % Passing	% Retained	Cumulative % Retained
2"	100.0	100.0	100.0	100.0	0.0	0.0
1.5"	100.0	100.0	100.0	100.0	0.0	0.0
1"	100.0	100.0	100.0	100.0	0.0	0.0
3/4"	83.3	100.0	100.0	91.4	8.6	8.6
1/2"	45.6	99.5	100.0	71.9	19.5	28.1
3/8"	24.2	88.3	100.0	59.7	12.1	40.3
#4	3.6	8.6	99.2	41.1	18.7	58.9
#8	1.5	2.6	84.2	33.6	7.5	66.4
#16	1.0	1.8	64.5	25.7	8.0	74.3
#30	0.8	1.6	44.3	17.7	7.9	82.3
#50	0.7	1.5	16.0	6.7	11.0	93.3
#100	0.6	1.5	2.4	1.4	5.3	98.6
LBW	0.6	1.3	0.8	0.7	0.6	99.3

*Maximum % Retained must be above the 3/8" sieve.
 *Any two adjacent sieves must equal 10% except max., nom. max., #100 and #200 sieves.
 *% Retained must be at least 4% for each sieve except max., nom. max., #100 and #200 sieves.
 *% Retained must be at least 8% for the 1" sieve when a 2" max. size (nom. Max. 1.5") aggregate is used.

Production Gradation Batch Plant Gradations Aggregate Supplier Gradations

Coarseness Factor:	61	Workability Factor:	34
---------------------------	-----------	----------------------------	-----------



Initial Production Sample (IPS)

Coarseness Factor:	63		
Workability Factor:	35		
Sieve	Cumulative % Passing	% Retained	Cumulative % Retained
2"	100.0	0.0	0.0
1.5"	100.0	0.0	0.0
1"	99.2	0.8	0.8
3/4"	90.9	8.3	9.1
1/2"	71.3	19.6	28.7
3/8"	59.4	11.9	40.6
#4	43.0	16.5	57.0
#8	35.3	7.6	64.7
#16	28.2	7.1	71.8
#30	21.6	6.6	78.4
#50	9.1	12.5	90.9
#100	1.7	7.4	98.3
LBW	1.1	0.6	98.9

PREPARED BY:
 SM, LLC Technical Service

Approved By:

Aggregate Optimization Chart

PLANT #: **P-02**

Sample Date: 10/25/21

Concrete Grade: **S2M**

Contractor: _____

Dates Test Represents: 10/26/2021 through 11/1/2021

MDOT No.: _____

Agg. Class	Pit #	Source	Weight (SSD)	ft ³	Specific Gravity	% Contribution
6AA	71-47	Presque Isle	1550	9.48	2.62	50.8
26A	71-47	Presque Isle	250	1.53	2.62	8.2
2NS	63-115	Ray Rd	1250	7.56	2.65	41.0
Total Wt			3050	18.57		100.0

<----- Verify this number is 100%



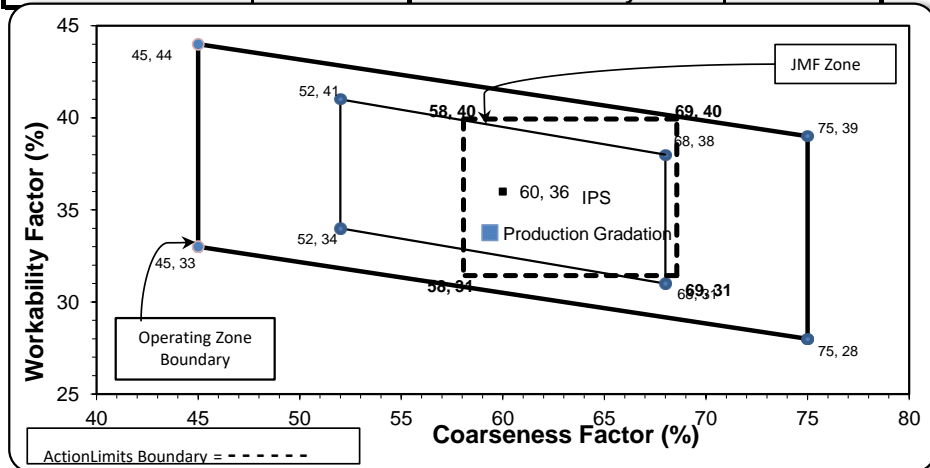
Superior Materials, LLC
 30701 W. 10 Mile Rd.
 Suite 500
 Farmington Hills, MI 48336

Sieve	6AA	26A	2NS	Cumulative % Passing	% Retained	Cumulative % Retained
2"	100.0	100.0	100.0	100.0	0.0	0.0
1.5"	100.0	100.0	100.0	100.0	0.0	0.0
1"	98.5	100.0	100.0	99.2	0.8	0.8
3/4"	80.4	100.0	100.0	90.0	9.2	10.0
1/2"	39.8	96.2	100.0	69.1	20.9	30.9
3/8"	25.1	84.7	100.0	60.7	8.4	39.3
#4	4.6	18.1	96.3	43.3	17.4	56.7
#8	2.2	4.7	78.7	33.8	9.5	66.2
#16	1.9	2.4	63.2	27.1	6.7	72.9
#30	1.8	2.0	47.6	20.6	6.5	79.4
#50	1.7	1.8	26.5	11.9	8.7	88.1
#100	1.6	1.7	6.1	3.5	8.4	96.5
LBW	1.2	1.3	0.8	1.0	2.4	99.0

*Maximum % Retained must be above the 3/8" sieve.
 *Any two adjacent sieves must equal 10% except max., nom. max., #100 and #200 sieves.
 *% Retained must be at least 4% for each sieve except max., nom. max., #100 and #200 sieves.
 *% Retained must be at least 8% for the 1" sieve when a 2" max. size (nom. Max. 1.5") aggregate is used.

Production Gradation Batch Plant Gradations Aggregate Supplier Gradations

Coarseness Factor: **59** **Workability Factor:** **34**



Initial Production Sample (IPS)

Coarseness Factor: **63**
Workability Factor: **36**

Sieve	Cumulative % Passing	% Retained	Cumulative % Retained
2"	100.0	0.0	0.0
1.5"	100.0	0.0	0.0
1"	100.0	0.0	0.0
3/4"	95.6	4.4	4.4
1/2"	73.1	22.6	26.9
3/8"	59.3	13.8	40.7
#4	42.8	16.5	57.2
#8	35.7	7.1	64.3
#16	28.9	6.8	71.1
#30	20.7	8.2	79.3
#50	9.9	10.8	90.1
#100	2.1	7.8	97.9
LBW	0.9	1.2	99.1

PREPARED BY:
 SM, LLC Technical Service

Approved By: