

Aggregate Optimization Chart

PLANT #: **P-102**

Sample Date: 1/10/22

Concrete Grade: **S2M**

Contractor: _____

Dates Test Represents: 1/11/2022 through 1/17/2022

MDOT No.: _____

Agg. Class	Pit #	Source	Weight (SSD)	ft ³	Specific Gravity	% Contribution
6AA	58-003	Stoneco	1500	8.94	2.69	48.4
26A	58-003	Stoneco	390	2.32	2.69	12.6
2NS	63-114	Highland	1210	7.32	2.65	39.0
Total Wt			3100	18.58		100.0

<----- Verify this number is 100%



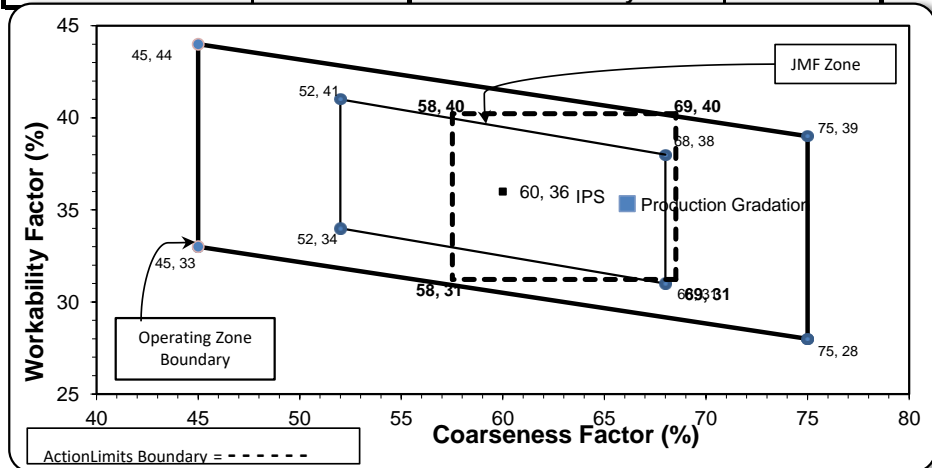
Superior Materials, LLC
 30701 W. 10 Mile Rd.
 Suite 500
 Farmington Hills, MI 48336

Sieve	6AA	26A	2NS	Cumulative % Passing	% Retained	Cumulative % Retained
2"	100.0	100.0	100.0	100.0	0.0	0.0
1.5"	100.0	100.0	100.0	100.0	0.0	0.0
1"	100.0	100.0	100.0	100.0	0.0	0.0
3/4"	81.4	100.0	100.0	91.0	9.0	9.0
1/2"	44.3	98.9	100.0	72.9	18.1	27.1
3/8"	19.2	70.9	100.0	57.2	15.7	42.8
#4	1.8	9.3	99.6	40.9	16.3	59.1
#8	1.0	3.4	88.2	35.3	5.6	64.7
#16	0.8	2.1	72.2	28.8	6.5	71.2
#30	0.6	1.8	50.4	20.2	8.6	79.8
#50	0.5	1.7	21.5	8.8	11.3	91.2
#100	0.4	1.5	3.1	1.6	7.3	98.4
LBW	0.3	1.4	0.5	0.5	1.1	99.5

*Maximum % Retained must be above the 3/8" sieve.
 *Any two adjacent sieves must equal 10% except max., nom. max., #100 and #200 sieves.
 *% Retained must be at least 4% for each sieve except max., nom. max., #100 and #200 sieves.
 *% Retained must be at least 8% for the 1" sieve when a 2" max. size (nom. Max. 1.5") aggregate is used.

Production Gradation Batch Plant Gradations Aggregate Supplier Gradations

Coarseness Factor:	66	Workability Factor:	35
---------------------------	-----------	----------------------------	-----------



Initial Production Sample (IPS)

Coarseness Factor:	63		
Workability Factor:	36		
Sieve	Cumulative % Passing	% Retained	Cumulative % Retained
2"	100.0	0.0	0.0
1.5"	100.0	0.0	0.0
1"	99.2	0.8	0.8
3/4"	90.9	8.3	9.1
1/2"	71.3	19.6	28.7
3/8"	59.5	11.8	40.5
#4	43.8	15.7	56.2
#8	35.7	8.1	64.3
#16	27.0	8.7	73.0
#30	18.6	8.4	81.4
#50	6.8	11.8	93.2
#100	1.4	5.4	98.6
LBW	0.6	0.8	99.4

PREPARED BY:
 SM, LLC Technical Service

Approved By:

Aggregate Optimization Chart

PLANT #: **P-32**

Sample Date: 1/10/22

Concrete Grade: **S2M**

Contractor: _____

Dates Test Represents: 1/11/2022 through 1/17/2022

MDOT No.: _____

Agg. Class	Pit #	Source	Weight (SSD)	ft ³	Specific Gravity	% Contribution
6AA	71-47	Presque Isle	1600	9.79	2.62	52.5
26A	71-47	Presque Isle	220	1.35	2.62	7.2
2NS	95-013	Smelter Bay	1230	7.44	2.65	40.3
Total Wt			3050	18.57		100.0

<----- Verify this number is 100%



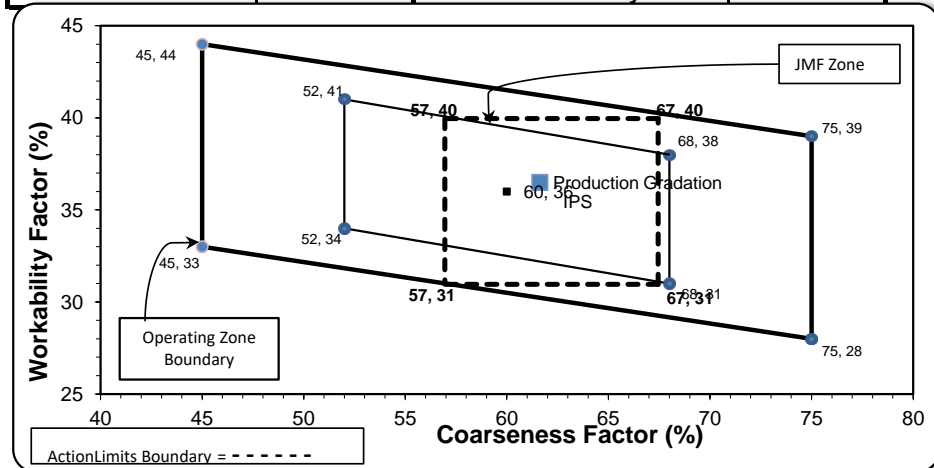
Superior Materials, LLC
 30701 W. 10 Mile Rd.
 Suite 500
 Farmington Hills, MI 48336

Sieve	6AA	26A	2NS	Cumulative % Passing	% Retained	Cumulative % Retained
2"	100.0	100.0	100.0	100.0	0.0	0.0
1.5"	100.0	100.0	100.0	100.0	0.0	0.0
1"	97.6	100.0	100.0	98.7	1.3	1.3
3/4"	75.9	100.0	100.0	87.4	11.4	12.6
1/2"	43.1	99.8	100.0	70.1	17.2	29.9
3/8"	26.2	94.2	100.0	60.9	9.3	39.1
#4	7.0	29.5	97.3	45.0	15.8	55.0
#8	3.6	8.5	84.3	36.5	8.5	63.5
#16	3.0	3.7	68.9	29.6	6.9	70.4
#30	2.7	2.9	48.5	21.2	8.4	78.8
#50	2.6	2.4	23.8	11.1	10.0	88.9
#100	2.4	2.2	7.2	4.3	6.8	95.7
LBW	1.9	1.9	1.6	1.8	2.5	98.2

*Maximum % Retained must be above the 3/8" sieve.
 *Any two adjacent sieves must equal 10% except max., nom. max., #100 and #200 sieves.
 *% Retained must be at least 4% for each sieve except max., nom. max., #100 and #200 sieves.
 *% Retained must be at least 8% for the 1" sieve when a 2" max. size (nom. Max. 1.5") aggregate is used.

Production Gradation Batch Plant Gradations Aggregate Supplier Gradations

Coarseness Factor:	62	Workability Factor:	36
---------------------------	-----------	----------------------------	-----------



Initial Production Sample (IPS)

Coarseness Factor:	62		
Workability Factor:	35		
Sieve	Cumulative % Passing	% Retained	Cumulative % Retained
2"	100.0	0.0	0.0
1.5"	100.0	0.0	0.0
1"	100.0	0.0	0.0
3/4"	94.0	6.0	6.0
1/2"	70.2	23.7	29.8
3/8"	59.9	10.4	40.1
#4	42.7	17.2	57.3
#8	35.5	7.2	64.5
#16	28.4	7.0	71.6
#30	19.2	9.2	80.8
#50	8.9	10.3	91.1
#100	3.1	5.9	96.9
LBW	1.4	1.7	98.6

PREPARED BY:
 SM, LLC Technical Service

Approved By:

Aggregate Optimization Chart

PLANT #: **P-35**

Sample Date: 1/10/22

Concrete Grade: **S2M**

Contractor: _____

Dates Test Represents: 1/11/2022 through 1/17/2022

MDOT No.: _____

Agg. Class	Pit #	Source	Weight (SSD)	ft ³	Specific Gravity	% Contribution
6AA	58-003	Stoneco	1500	8.94	2.69	48.4
26A	58-003	Stoneco	400	2.38	2.69	12.9
2NS	81-093	Burmeister	1200	7.26	2.65	38.7
Total Wt			3100	18.58		100.0

<----- Verify this number is 100%



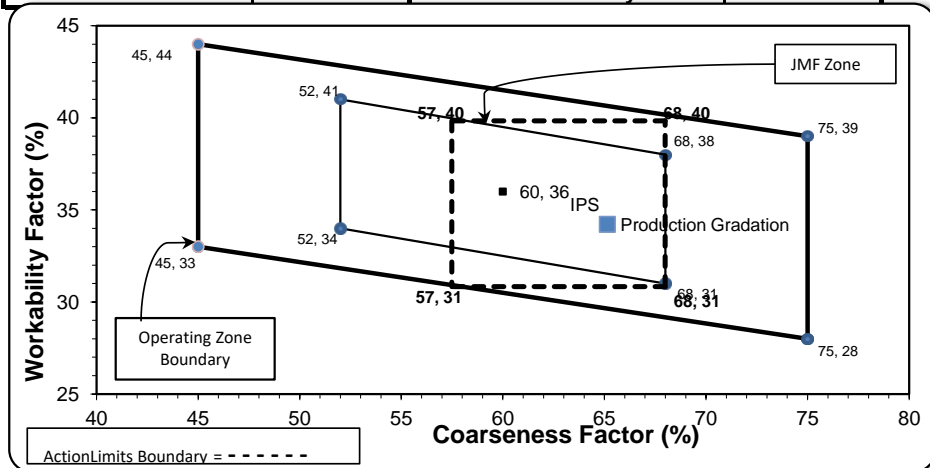
Superior Materials, LLC
 30701 W. 10 Mile Rd.
 Suite 500
 Farmington Hills, MI 48336

Sieve	6AA	26A	2NS	Cumulative % Passing	% Retained	Cumulative % Retained
2"	100.0	100.0	100.0	100.0	0.0	0.0
1.5"	100.0	100.0	100.0	100.0	0.0	0.0
1"	100.0	100.0	100.0	100.0	0.0	0.0
3/4"	81.4	100.0	100.0	91.0	9.0	9.0
1/2"	44.3	98.9	100.0	72.9	18.1	27.1
3/8"	19.2	70.9	100.0	57.1	15.8	42.9
#4	1.8	9.3	97.7	39.9	17.3	60.1
#8	1.0	3.4	86.0	34.2	5.7	65.8
#16	0.8	2.1	70.7	28.0	6.2	72.0
#30	0.6	1.8	52.4	20.8	7.2	79.2
#50	0.5	1.7	22.0	9.0	11.8	91.0
#100	0.4	1.5	4.5	2.1	6.8	97.9
LBW	0.3	1.4	1.7	1.0	1.1	99.0

*Maximum % Retained must be above the 3/8" sieve.
 *Any two adjacent sieves must equal 10% except max., nom. max., #100 and #200 sieves.
 *% Retained must be at least 4% for each sieve except max., nom. max., #100 and #200 sieves.
 *% Retained must be at least 8% for the 1" sieve when a 2" max. size (nom. Max. 1.5") aggregate is used.

Production Gradation Batch Plant Gradations Aggregate Supplier Gradations

Coarseness Factor: **65** **Workability Factor:** **34**



Intial Production Sample (IPS)

Coarseness Factor: **63**
Workability Factor: **35**

Sieve	Cumulative % Passing	% Retained	Cumulative % Retained
2"	100.0	0.0	0.0
1.5"	100.0	0.0	0.0
1"	99.2	0.8	0.8
3/4"	90.9	8.3	9.1
1/2"	71.3	19.6	28.7
3/8"	59.4	11.9	40.6
#4	43.0	16.5	57.0
#8	35.3	7.6	64.7
#16	28.2	7.1	71.8
#30	21.6	6.6	78.4
#50	9.1	12.5	90.9
#100	1.7	7.4	98.3
LBW	1.1	0.6	98.9

PREPARED BY:
 SM, LLC Technical Service

Approved By:

Aggregate Optimization Chart

PLANT #: **P-02**

Sample Date: 1/10/22

Concrete Grade: **S2M**

Contractor: _____

Dates Test Represents: 1/11/2022 through 1/17/2022

MDOT No.: _____

Agg. Class	Pit #	Source	Weight (SSD)	ft ³	Specific Gravity	% Contribution
6AA	71-47	Presque Isle	1800	11.01	2.62	59.0
26A	71-47	Presque Isle	0	0.00	2.62	0.0
2NS	63-115	Ray Rd	1250	7.56	2.65	41.0
Total Wt			3050	18.57		100.0

<----- Verify this number is 100%



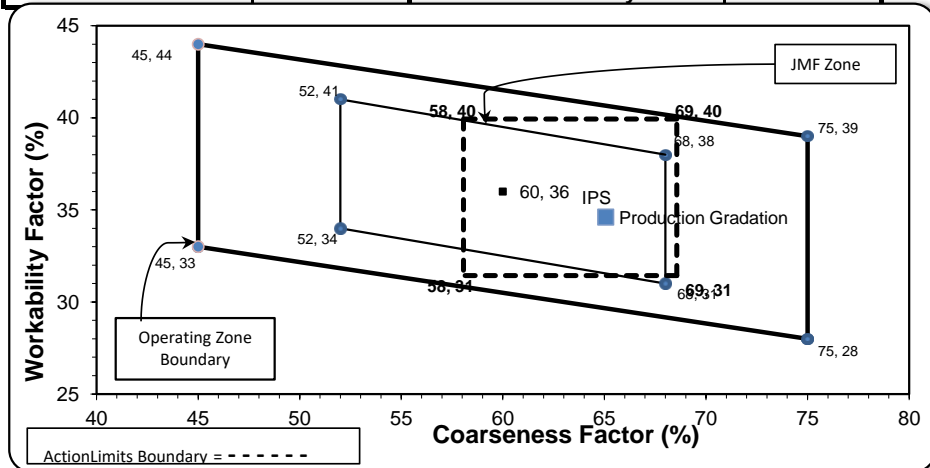
Superior Materials, LLC
 30701 W. 10 Mile Rd.
 Suite 500
 Farmington Hills, MI 48336

Sieve	6AA	26A	2NS	Cumulative % Passing	% Retained	Cumulative % Retained
2"	100.0	100.0	100.0	100.0	0.0	0.0
1.5"	100.0	100.0	100.0	100.0	0.0	0.0
1"	100.0	100.0	100.0	100.0	0.0	0.0
3/4"	87.9	100.0	100.0	92.9	7.1	7.1
1/2"	48.0	99.8	100.0	69.3	23.5	30.7
3/8"	27.9	94.2	100.0	57.4	11.9	42.6
#4	5.3	29.5	96.5	42.7	14.8	57.3
#8	2.8	8.5	80.4	34.6	8.1	65.4
#16	2.4	3.7	65.7	28.3	6.3	71.7
#30	2.2	2.9	48.5	21.2	7.2	78.8
#50	2.1	2.4	25.9	11.9	9.3	88.1
#100	2.0	2.2	5.3	3.4	8.5	96.6
LBW	1.5	1.9	0.6	1.1	2.2	98.9

*Maximum % Retained must be above the 3/8" sieve.
 *Any two adjacent sieves must equal 10% except max., nom. max., #100 and #200 sieves.
 *% Retained must be at least 4% for each sieve except max., nom. max., #100 and #200 sieves.
 *% Retained must be at least 8% for the 1" sieve when a 2" max. size (nom. Max. 1.5") aggregate is used.

Production Gradation Batch Plant Gradations Aggregate Supplier Gradations

Coarseness Factor:	65	Workability Factor:	35
---------------------------	-----------	----------------------------	-----------



Initial Production Sample (IPS)

Coarseness Factor:	63		
Workability Factor:	36		
Sieve	Cumulative % Passing	% Retained	Cumulative % Retained
2"	100.0	0.0	0.0
1.5"	100.0	0.0	0.0
1"	100.0	0.0	0.0
3/4"	95.6	4.4	4.4
1/2"	73.1	22.6	26.9
3/8"	59.3	13.8	40.7
#4	42.8	16.5	57.2
#8	35.7	7.1	64.3
#16	28.9	6.8	71.1
#30	20.7	8.2	79.3
#50	9.9	10.8	90.1
#100	2.1	7.8	97.9
LBW	0.9	1.2	99.1

PREPARED BY:
 SM, LLC Technical Service

Approved By: