

Aggregate Optimization Chart

PLANT #: **P-101**

Sample Date: 3/28/22

Concrete Grade: **S2M, 3500HP**

Contractor: _____

Dates Test Represents: 3/29/2022 through 4/4/2022

MDOT No.: _____

Agg. Class	Pit #	Source	Weight (SSD)	ft ³	Specific Gravity	% Contribution
6AA	71-47	Presque Isle	1550	9.48	2.62	50.7
26A	71-47	Presque Isle	275	1.68	2.62	9.0
2NS	75-051	Mid Michigan	1230	7.41	2.66	40.3
Total Wt			3055	18.57		100.0

<---- Verify this number is 100%



Superior Materials, LLC
 30701 W. 10 Mile Rd.
 Suite 500
 Farmington Hills, MI 48336

Sieve	6AA	26A	2NS	Cumulative % Passing	% Retained	Cumulative % Retained
2"	100.0	100.0	100.0	100.0	0.0	0.0
1.5"	100.0	100.0	100.0	100.0	0.0	0.0
1"	98.7	100.0	100.0	99.3	0.7	0.7
3/4"	80.4	100.0	100.0	90.1	9.3	9.9
1/2"	36.5	98.8	100.0	67.7	22.4	32.3
3/8"	17.8	86.5	100.0	57.1	10.6	42.9
#4	2.9	17.8	98.5	42.7	14.3	57.3
#8	2.0	4.3	83.3	34.9	7.8	65.1
#16	1.7	2.6	68.3	28.6	6.3	71.4
#30	1.6	2.3	53.3	22.5	6.1	77.5
#50	1.6	2.1	29.2	12.8	9.7	87.2
#100	1.5	2.0	7.3	3.9	8.9	96.1
LBW	1.4	1.7	0.6	1.1	2.8	98.9

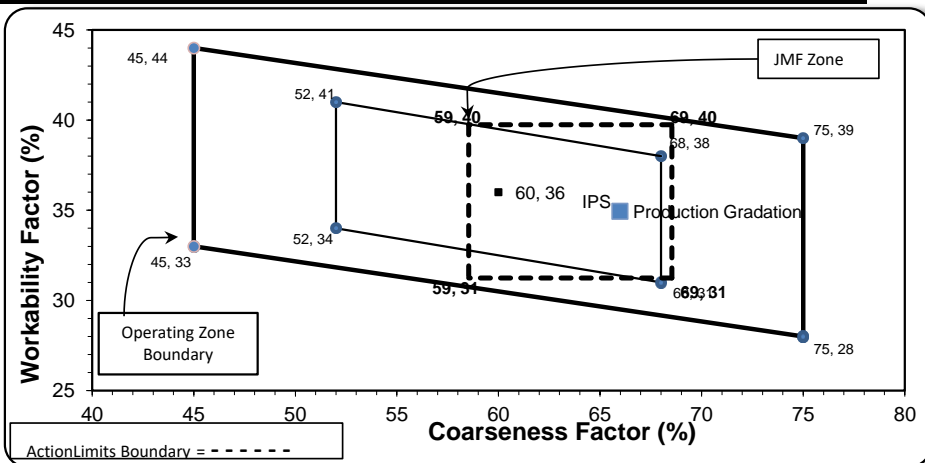
*Maximum % Retained must be above the 3/8" sieve.
 *Any two adjacent sieves must equal 10% except max., nom. max., #100 and #200 sieves.
 *% Retained must be at least 4% for each sieve except max., nom. max., #100 and #200 sieves.
 *% Retained must be at least 8% for the 1" sieve when a 2" max. size (nom. Max. 1.5") aggregate is used.

Production Gradation Batch Plant Gradations Aggregate Supplier Gradations

Coarseness Factor:	66	Workability Factor:	35
---------------------------	-----------	----------------------------	-----------

Initial Production Sample (IPS)

Coarseness Factor:	64		
Workability Factor:	35		
Sieve	Cumulative % Passing	% Retained	Cumulative % Retained
2"	100.0	0.0	0.0
1.5"	100.0	0.0	0.0
1"	100.0	0.0	0.0
3/4"	93.9	6.1	6.1
1/2"	71.4	22.5	28.6
3/8"	59.0	12.4	41.0
#4	45.1	13.9	54.9
#8	35.5	9.6	64.5
#16	28.3	7.2	71.7
#30	21.3	6.9	78.7
#50	11.0	10.3	89.0
#100	3.4	7.6	96.6
LBW	1.1	2.3	98.9



PREPARED BY:
 SM, LLC Technical Service

Approved By:

Aggregate Optimization Chart

PLANT #: **P-102**

Sample Date: 3/28/22

Concrete Grade: **S2M, 3500HP**

Dates Test Represents: 3/29/2022 through 4/4/2022

Contractor: _____

MDOT No.: _____



Superior Materials, LLC
 30701 W. 10 Mile Rd.
 Suite 500
 Farmington Hills, MI 48336

Agg. Class	Pit #	Source	Weight (SSD)	ft ³	Specific Gravity	% Contribution
6AA	58-003	Stoneco	1500	8.94	2.69	48.4
26A	58-003	Stoneco	390	2.32	2.69	12.6
2NS	81-019	Pleasant Lake	1210	7.32	2.65	39.0
Total Wt			3100	18.58		100.0

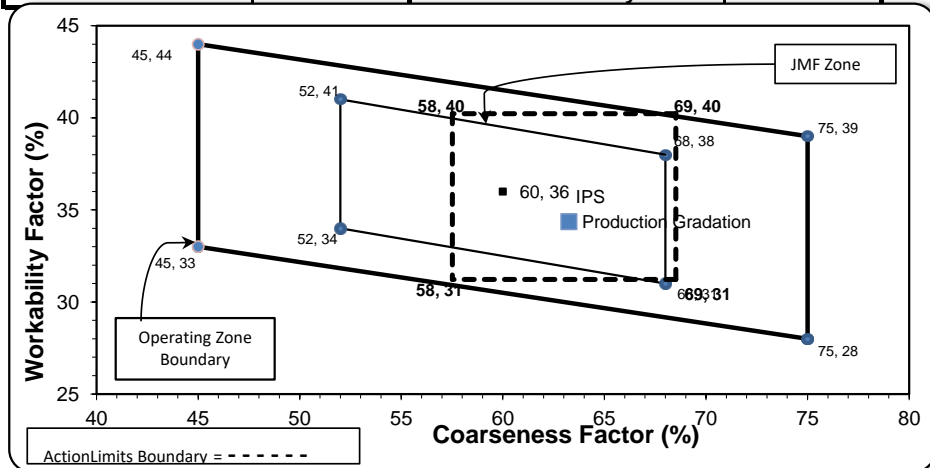
<----- Verify this number is 100%

Sieve	6AA	26A	2NS	Cumulative % Passing	% Retained	Cumulative % Retained
2"	100.0	100.0	100.0	100.0	0.0	0.0
1.5"	100.0	100.0	100.0	100.0	0.0	0.0
1"	99.8	100.0	100.0	99.9	0.1	0.1
3/4"	83.4	100.0	100.0	92.0	7.9	8.0
1/2"	39.0	99.4	100.0	70.4	21.6	29.6
3/8"	18.4	83.9	100.0	58.5	11.9	41.5
#4	2.8	9.0	99.4	41.3	17.2	58.7
#8	1.3	2.9	85.5	34.4	6.9	65.6
#16	1.5	2.6	67.7	27.5	6.9	72.5
#30	1.3	1.8	48.8	19.9	7.6	80.1
#50	1.2	1.6	23.8	10.1	9.8	89.9
#100	1.1	1.6	6.5	3.3	6.8	96.7
LBW	0.6	1.5	2.0	1.3	2.0	98.7

*Maximum % Retained must be above the 3/8" sieve.
 *Any two adjacent sieves must equal 10% except max., nom. max., #100 and #200 sieves.
 *% Retained must be at least 4% for each sieve except max., nom. max., #100 and #200 sieves.
 *% Retained must be at least 8% for the 1" sieve when a 2" max. size (nom. Max. 1.5") aggregate is used.

Production Gradation Batch Plant Gradations Aggregate Supplier Gradations

Coarseness Factor:	63	Workability Factor:	34
---------------------------	-----------	----------------------------	-----------



Initial Production Sample (IPS)

Coarseness Factor:	63		
Workability Factor:	36		
Sieve	Cumulative % Passing	% Retained	Cumulative % Retained
2"	100.0	0.0	0.0
1.5"	100.0	0.0	0.0
1"	99.2	0.8	0.8
3/4"	90.9	8.3	9.1
1/2"	71.3	19.6	28.7
3/8"	59.5	11.8	40.5
#4	43.8	15.7	56.2
#8	35.7	8.1	64.3
#16	27.0	8.7	73.0
#30	18.6	8.4	81.4
#50	6.8	11.8	93.2
#100	1.4	5.4	98.6
LBW	0.6	0.8	99.4

PREPARED BY:
 SM, LLC Technical Service

Approved By:

Aggregate Optimization Chart

PLANT #: **P-32**

Sample Date: 3/28/22

Concrete Grade: **S2M, 3500HP**

Dates Test Represents: 3/29/2022 through 4/4/2022

Contractor: _____

MDOT No.: _____

Agg. Class	Pit #	Source	Weight (SSD)	ft ³	Specific Gravity	% Contribution
6AA	71-47	Presque Isle	1570	9.60	2.62	51.5
26A	71-47	Presque Isle	250	1.53	2.62	8.2
2NS	95-013	Smelter Bay	1230	7.44	2.65	40.3
Total Wt			3050	18.57		100.0

<----- Verify this number is 100%



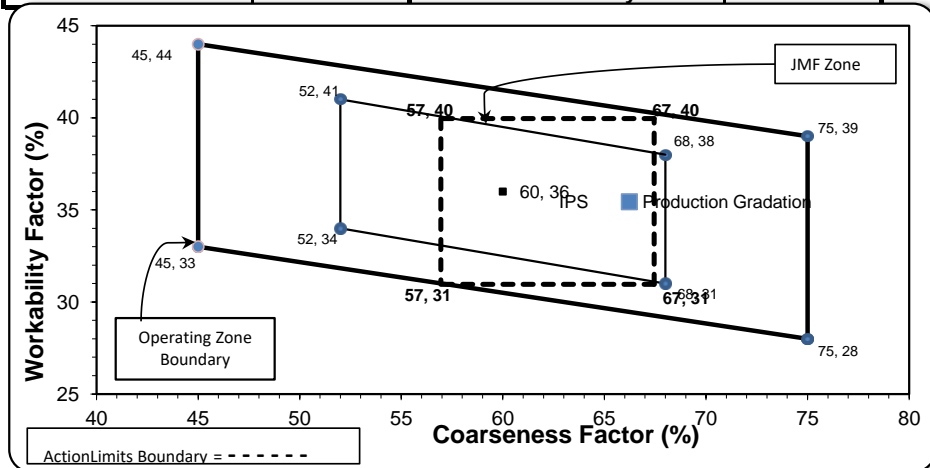
Superior Materials, LLC
 30701 W. 10 Mile Rd.
 Suite 500
 Farmington Hills, MI 48336

Sieve	6AA	26A	2NS	Cumulative % Passing	% Retained	Cumulative % Retained
2"	100.0	100.0	100.0	100.0	0.0	0.0
1.5"	100.0	100.0	100.0	100.0	0.0	0.0
1"	97.9	100.0	100.0	98.9	1.1	1.1
3/4"	80.8	100.0	100.0	90.1	8.8	9.9
1/2"	39.8	97.8	100.0	68.8	21.3	31.2
3/8"	18.9	87.8	100.0	57.3	11.6	42.7
#4	3.7	27.7	95.9	42.8	14.4	57.2
#8	2.5	9.4	82.8	35.4	7.4	64.6
#16	2.2	4.3	68.1	28.9	6.5	71.1
#30	2.0	3.0	49.7	21.3	7.6	78.7
#50	2.0	2.6	24.9	11.3	10.0	88.7
#100	1.9	2.4	7.6	4.2	7.0	95.8
LBW	1.4	2.0	1.8	1.6	2.6	98.4

*Maximum % Retained must be above the 3/8" sieve.
 *Any two adjacent sieves must equal 10% except max., nom. max., #100 and #200 sieves.
 *% Retained must be at least 4% for each sieve except max., nom. max., #100 and #200 sieves.
 *% Retained must be at least 8% for the 1" sieve when a 2" max. size (nom. Max. 1.5") aggregate is used.

Production Gradation Batch Plant Gradations Aggregate Supplier Gradations

Coarseness Factor: **66** **Workability Factor:** **35**



Initial Production Sample (IPS)

Coarseness Factor: 62		Workability Factor: 35	
Sieve	Cumulative % Passing	% Retained	Cumulative % Retained
2"	100.0	0.0	0.0
1.5"	100.0	0.0	0.0
1"	100.0	0.0	0.0
3/4"	94.0	6.0	6.0
1/2"	70.2	23.7	29.8
3/8"	59.9	10.4	40.1
#4	42.7	17.2	57.3
#8	35.5	7.2	64.5
#16	28.4	7.0	71.6
#30	19.2	9.2	80.8
#50	8.9	10.3	91.1
#100	3.1	5.9	96.9
LBW	1.4	1.7	98.6

PREPARED BY:
 SM, LLC Technical Service

Approved By:

Aggregate Optimization Chart

PLANT #: **P-35**

Sample Date: 3/28/22

Concrete Grade: **S2M, 3500HP**

Dates Test Represents: 3/29/2022 through 4/4/2022

Contractor: _____

MDOT No.: _____

Agg. Class	Pit #	Source	Weight (SSD)	ft ³	Specific Gravity	% Contribution
6AA	58-003	Stoneco	1500	8.94	2.69	48.4
26A	58-003	Stoneco	400	2.38	2.69	12.9
2NS	81-019	Pleasant Lake	1200	7.26	2.65	38.7
Total Wt			3100	18.58		100.0

<----- Verify this number is 100%



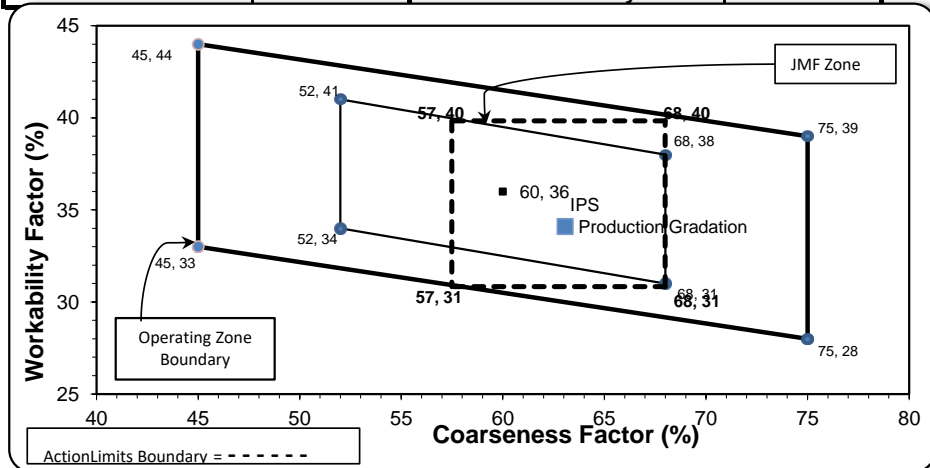
Superior Materials, LLC
 30701 W. 10 Mile Rd.
 Suite 500
 Farmington Hills, MI 48336

Sieve	6AA	26A	2NS	Cumulative % Passing	% Retained	Cumulative % Retained
2"	100.0	100.0	100.0	100.0	0.0	0.0
1.5"	100.0	100.0	100.0	100.0	0.0	0.0
1"	99.8	100.0	100.0	99.9	0.1	0.1
3/4"	83.4	100.0	100.0	92.0	7.9	8.0
1/2"	39.0	99.4	100.0	70.4	21.6	29.6
3/8"	18.4	83.9	100.0	58.4	12.0	41.6
#4	2.8	9.0	99.4	41.0	17.4	59.0
#8	1.3	2.9	85.5	34.1	6.9	65.9
#16	1.5	2.6	67.7	27.3	6.8	72.7
#30	1.3	1.8	48.8	19.8	7.5	80.2
#50	1.2	1.6	23.8	10.0	9.8	90.0
#100	1.1	1.6	6.5	3.3	6.7	96.7
LBW	0.6	1.5	2.0	1.3	2.0	98.7

*Maximum % Retained must be above the 3/8" sieve.
 *Any two adjacent sieves must equal 10% except max., nom. max., #100 and #200 sieves.
 *% Retained must be at least 4% for each sieve except max., nom. max., #100 and #200 sieves.
 *% Retained must be at least 8% for the 1" sieve when a 2" max. size (nom. Max. 1.5") aggregate is used.

Production Gradation Batch Plant Gradations Aggregate Supplier Gradations

Coarseness Factor:	63	Workability Factor:	34
---------------------------	-----------	----------------------------	-----------



Intial Production Sample (IPS)

Coarseness Factor:	63		
Workability Factor:	35		
Sieve	Cumulative % Passing	% Retained	Cumulative % Retained
2"	100.0	0.0	0.0
1.5"	100.0	0.0	0.0
1"	99.2	0.8	0.8
3/4"	90.9	8.3	9.1
1/2"	71.3	19.6	28.7
3/8"	59.4	11.9	40.6
#4	43.0	16.5	57.0
#8	35.3	7.6	64.7
#16	28.2	7.1	71.8
#30	21.6	6.6	78.4
#50	9.1	12.5	90.9
#100	1.7	7.4	98.3
LBW	1.1	0.6	98.9

PREPARED BY:
 SM, LLC Technical Service

Approved By:

Aggregate Optimization Chart

PLANT #: **P-39**

Sample Date: 3/28/22

Concrete Grade: **S2M, 3500HP**

Contractor: _____

Dates Test Represents: 3/29/2022 through 4/4/2022

MDOT No.: _____

Agg. Class	Pit #	Source	Weight (SSD)	ft ³	Specific Gravity	% Contribution
6AA	71-47	Presque Isle	1550	9.48	2.62	50.8
26A	71-47	Presque Isle	250	1.53	2.62	8.2
2NS	44-051	Krake Willis Rd	1250	7.56	2.65	41.0
Total Wt			3050	18.57		100.0

<----- Verify this number is 100%



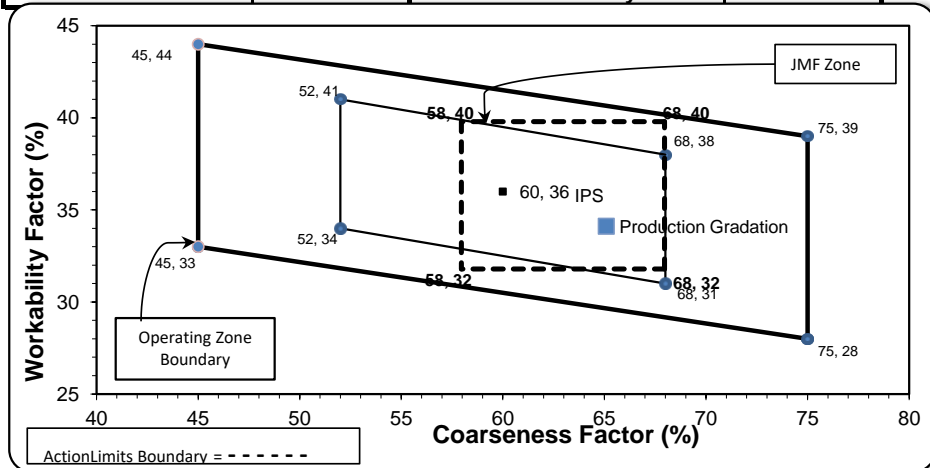
Superior Materials, LLC
 30701 W. 10 Mile Rd.
 Suite 500
 Farmington Hills, MI 48336

Sieve	6AA	26A	2NS	Cumulative % Passing	% Retained	Cumulative % Retained
2"	100.0	100.0	100.0	100.0	0.0	0.0
1.5"	100.0	100.0	100.0	100.0	0.0	0.0
1"	98.7	100.0	100.0	99.3	0.7	0.7
3/4"	80.4	100.0	100.0	90.0	9.3	10.0
1/2"	36.5	98.8	100.0	67.6	22.4	32.4
3/8"	17.8	86.5	100.0	57.1	10.5	42.9
#4	2.9	17.8	96.4	42.4	14.7	57.6
#8	2.0	4.3	79.9	34.1	8.3	65.9
#16	1.7	2.6	64.4	27.5	6.6	72.5
#30	1.6	2.3	47.5	20.5	7.0	79.5
#50	1.6	2.1	22.3	10.1	10.3	89.9
#100	1.5	2.0	5.9	3.3	6.8	96.7
LBW	1.4	1.7	0.6	1.1	2.2	98.9

*Maximum % Retained must be above the 3/8" sieve.
 *Any two adjacent sieves must equal 10% except max., nom. max., #100 and #200 sieves.
 *% Retained must be at least 4% for each sieve except max., nom. max., #100 and #200 sieves.
 *% Retained must be at least 8% for the 1" sieve when a 2" max. size (nom. Max. 1.5") aggregate is used.

Production Gradation Batch Plant Gradations Aggregate Supplier Gradations

Coarseness Factor:	65	Workability Factor:	34
---------------------------	-----------	----------------------------	-----------



Initial Production Sample (IPS)

Coarseness Factor:	63		
Workability Factor:	36		
Sieve	Cumulative % Passing	% Retained	Cumulative % Retained
2"	100.0	0.0	0.0
1.5"	100.0	0.0	0.0
1"	100.0	0.0	0.0
3/4"	89.8	10.2	10.2
1/2"	70.7	19.1	29.3
3/8"	59.6	11.1	40.4
#4	43.2	16.4	56.8
#8	35.8	7.4	64.2
#16	29.2	6.6	70.8
#30	21.4	7.8	78.6
#50	9.8	11.6	90.2
#100	3.7	6.1	96.3
LBW	1.2	2.5	98.8

PREPARED BY:
 SM, LLC Technical Service

Approved By:

Aggregate Optimization Chart

PLANT #: **P-02**

Sample Date: **3/28/22**

Concrete Grade: **S2M, 3500HP**

Dates Test Represents: **3/29/2022** through **4/4/2022**

Contractor: _____

MDOT No.: _____

Agg. Class	Pit #	Source	Weight (SSD)	ft ³	Specific Gravity	% Contribution
6AA	71-47	Presque Isle	1450	8.87	2.62	47.5
26A	71-47	Presque Isle	350	2.14	2.62	11.5
2NS	63-115	Ray Rd	1250	7.56	2.65	41.0
Total Wt			3050	18.57		100.0

<----- Verify this number is 100%



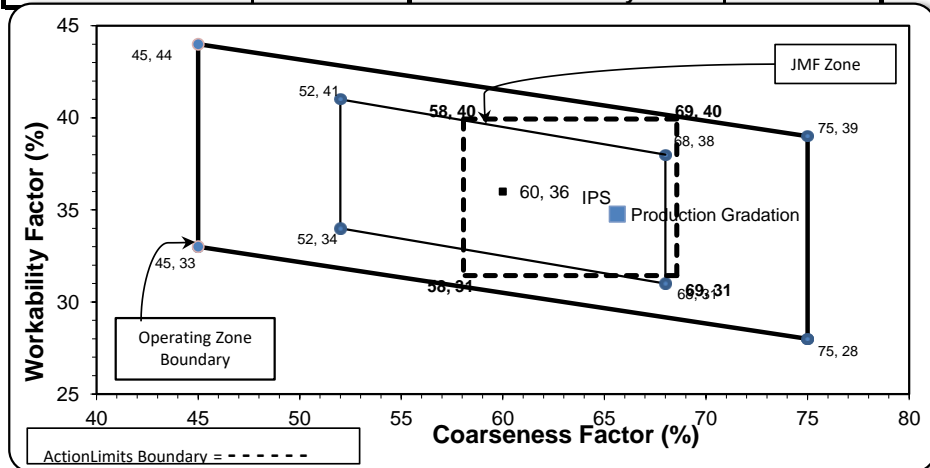
Superior Materials, LLC
 30701 W. 10 Mile Rd.
 Suite 500
 Farmington Hills, MI 48336

Sieve	6AA	26A	2NS	Cumulative % Passing	% Retained	Cumulative % Retained
2"	100.0	100.0	100.0	100.0	0.0	0.0
1.5"	100.0	100.0	100.0	100.0	0.0	0.0
1"	100.0	100.0	100.0	100.0	0.0	0.0
3/4"	84.9	100.0	100.0	92.8	7.2	7.2
1/2"	31.3	97.8	100.0	67.1	25.7	32.9
3/8"	12.9	87.8	100.0	57.2	9.9	42.8
#4	2.3	27.7	96.6	43.9	13.3	56.1
#8	2.0	9.4	79.9	34.8	9.1	65.2
#16	1.8	4.3	63.5	27.4	7.4	72.6
#30	1.8	3.0	46.8	20.4	7.0	79.6
#50	1.7	2.6	24.3	11.1	9.3	88.9
#100	1.6	2.4	4.6	2.9	8.1	97.1
LBW	1.2	2.0	0.7	1.1	1.8	98.9

*Maximum % Retained must be above the 3/8" sieve.
 *Any two adjacent sieves must equal 10% except max., nom. max., #100 and #200 sieves.
 *% Retained must be at least 4% for each sieve except max., nom. max., #100 and #200 sieves.
 *% Retained must be at least 8% for the 1" sieve when a 2" max. size (nom. Max. 1.5") aggregate is used.

Production Gradation Batch Plant Gradations Aggregate Supplier Gradations

Coarseness Factor: 66 **Workability Factor: 35**



Initial Production Sample (IPS)

Coarseness Factor: 63
Workability Factor: 36

Sieve	Cumulative % Passing	% Retained	Cumulative % Retained
2"	100.0	0.0	0.0
1.5"	100.0	0.0	0.0
1"	100.0	0.0	0.0
3/4"	95.6	4.4	4.4
1/2"	73.1	22.6	26.9
3/8"	59.3	13.8	40.7
#4	42.8	16.5	57.2
#8	35.7	7.1	64.3
#16	28.9	6.8	71.1
#30	20.7	8.2	79.3
#50	9.9	10.8	90.1
#100	2.1	7.8	97.9
LBW	0.9	1.2	99.1

PREPARED BY:
 SM, LLC Technical Service

Approved By: