

Aggregate Optimization Chart

PLANT #: **P-101**

Sample Date: 7/25/22

Concrete Grade: **P1M, 3500HP**

Contractor: _____

Dates Test Represents: 7/26/2022 through 8/1/2022

MDOT No.: _____

Agg. Class	Pit #	Source	Weight (SSD)	ft ³	Specific Gravity	% Contribution
CA	71-47	Presque Isle	1070	6.54	2.62	34.9
IA	71-47	Presque Isle	800	4.89	2.62	26.1
2NS	75-051	Mid Michigan	1200	7.23	2.66	39.1
Total Wt			3070	18.67		100.0

<---- Verify this number is 100%



Superior Materials, LLC
 30701 W. 10 Mile Rd.
 Suite 500
 Farmington Hills, MI 48336

Sieve	CA	IA	2NS	Cumulative % Passing	% Retained	Cumulative % Retained
2"	100.0	100.0	100.0	100.0	0.0	0.0
1.5"	97.9	100.0	100.0	99.3	0.7	0.7
1"	46.7	100.0	100.0	81.4	17.8	18.6
3/4"	12.4	98.5	100.0	69.1	12.3	30.9
1/2"	3.7	83.2	100.0	62.1	7.0	37.9
3/8"	2.7	63.7	100.0	56.6	5.4	43.4
#4	1.9	17.3	99.0	43.9	12.8	56.1
#8	1.7	4.5	83.4	34.4	9.5	65.6
#16	1.6	2.7	66.3	27.2	7.2	72.8
#30	1.5	2.3	48.6	20.1	7.1	79.9
#50	1.4	2.1	24.5	10.6	9.5	89.4
#100	1.3	1.9	7.2	3.8	6.8	96.2
LBW	1.2	1.7	1.0	1.3	2.5	98.7

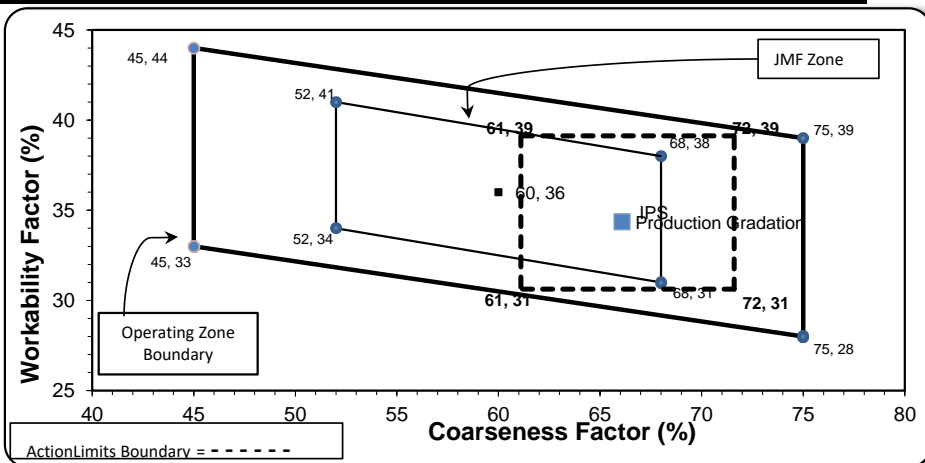
*Maximum % Retained must be above the 3/8" sieve.
 *Any two adjacent sieves must equal 10% except max., nom. max., #100 and #200 sieves.
 *% Retained must be at least 4% for each sieve except max., nom. max., #100 and #200 sieves.
 *% Retained must be at least 8% for the 1" sieve when a 2" max. size (nom. Max. 1.5") aggregate is used.

Production Gradation Batch Plant Gradations Aggregate Supplier Gradations

Coarseness Factor:	66	Workability Factor:	34
---------------------------	-----------	----------------------------	-----------

Initial Production Sample (IPS)

Coarseness Factor:	66		
Workability Factor:	35		
Sieve	Cumulative % Passing	% Retained	Cumulative % Retained
2"	100.0	0.0	0.0
1.5"	99.6	0.4	0.4
1"	84.3	15.3	15.7
3/4"	74.8	9.6	25.2
1/2"	64.3	10.4	35.7
3/8"	56.8	7.5	43.2
#4	43.0	13.8	57.0
#8	34.9	8.1	65.1
#16	26.4	8.5	73.6
#30	19.9	6.5	80.1
#50	10.4	9.5	89.6
#100	3.4	7.0	96.6
LBW	1.2	2.2	98.8



PREPARED BY:
 SM, LLC Technical Service

Approved By:

Aggregate Optimization Chart

PLANT #: **P-102**

Sample Date: 7/25/22

Concrete Grade: **P1M, 3500HP**

Dates Test Represents: 7/26/2022 through 8/1/2022

Contractor: _____

MDOT No.: _____

Agg. Class	Pit #	Source	Weight (SSD)	ft ³	Specific Gravity	% Contribution
CA	58-003	Stoneco	1370	8.16	2.69	43.9
IA	58-003	Stoneco	550	3.28	2.69	17.6
2NS	81-019	Pleasant Lake	1200	7.26	2.65	38.5
Total Wt			3120	18.70		100.0

<----- Verify this number is 100%



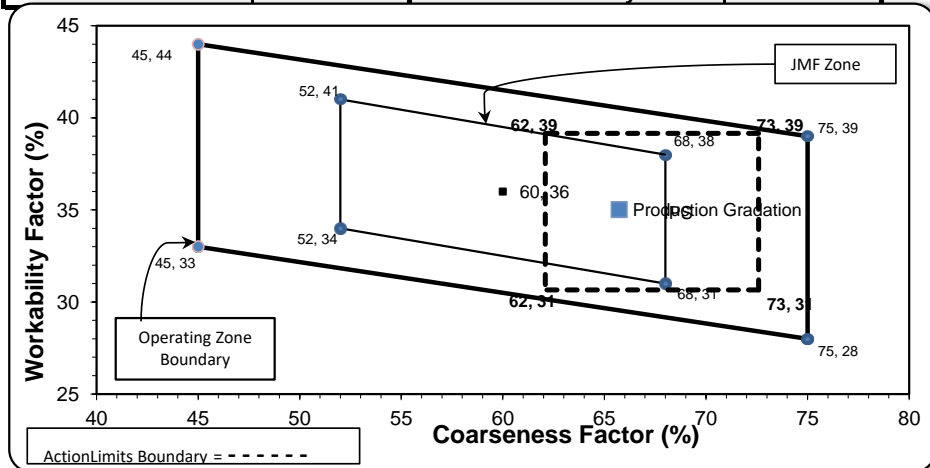
Superior Materials, LLC
 30701 W. 10 Mile Rd.
 Suite 500
 Farmington Hills, MI 48336

Sieve	CA	IA	2NS	Cumulative % Passing	% Retained	Cumulative % Retained
2"	100.0	100.0	100.0	100.0	0.0	0.0
1.5"	100.0	100.0	100.0	100.0	0.0	0.0
1"	66.8	100.0	100.0	85.4	14.6	14.6
3/4"	33.6	100.0	100.0	70.8	14.6	29.2
1/2"	16.8	94.5	100.0	62.5	8.3	37.5
3/8"	12.2	76.4	100.0	57.3	5.2	42.7
#4	3.7	23.6	99.1	43.9	13.4	56.1
#8	2.3	6.8	85.3	35.0	8.9	65.0
#16	1.8	3.4	68.1	27.6	7.4	72.4
#30	1.6	2.5	51.0	20.8	6.8	79.2
#50	1.6	2.1	27.0	11.5	9.3	88.5
#100	1.4	2.0	8.8	4.4	7.1	95.6
LBW	1.4	1.6	1.6	1.5	2.8	98.5

*Maximum % Retained must be above the 3/8" sieve.
 *Any two adjacent sieves must equal 10% except max., nom. max., #100 and #200 sieves.
 *% Retained must be at least 4% for each sieve except max., nom. max., #100 and #200 sieves.
 *% Retained must be at least 8% for the 1" sieve when a 2" max. size (nom. Max. 1.5") aggregate is used.

Production Gradation Batch Plant Gradations Aggregate Supplier Gradations

Coarseness Factor:	66	Workability Factor:	35
---------------------------	-----------	----------------------------	-----------



Initial Production Sample (IPS)

Coarseness Factor:	67
Workability Factor:	35

Sieve	Cumulative % Passing	% Retained	Cumulative % Retained
2"	100.0	0.0	0.0
1.5"	100.0	0.0	0.0
1"	85.5	14.5	14.5
3/4"	73.4	12.1	26.6
1/2"	61.0	12.4	39.0
3/8"	56.2	4.8	43.8
#4	43.1	13.1	56.9
#8	34.9	8.2	65.1
#16	29.4	5.5	70.6
#30	21.6	7.8	78.4
#50	8.1	13.4	91.9
#100	2.2	5.9	97.8
LBW	1.4	0.8	98.6

PREPARED BY:
 SM, LLC Technical Service

Approved By:

Aggregate Optimization Chart

PLANT #: **P-103**

Sample Date: 7/25/22

Concrete Grade: **P1M, 3500HP**

Dates Test Represents: 7/26/2022 through 8/1/2022

Contractor: _____

MDOT No.: _____

Agg. Class	Pit #	Source	Weight (SSD)	ft ³	Specific Gravity	% Contribution
CA	58-003	Stoneco	1370	8.16	2.69	43.9
IA	58-003	Stoneco	550	3.28	2.69	17.6
2NS	81-019	Pleasant Lake	1200	7.26	2.65	38.5
Total Wt			3120	18.70		100.0

<----- Verify this number is 100%



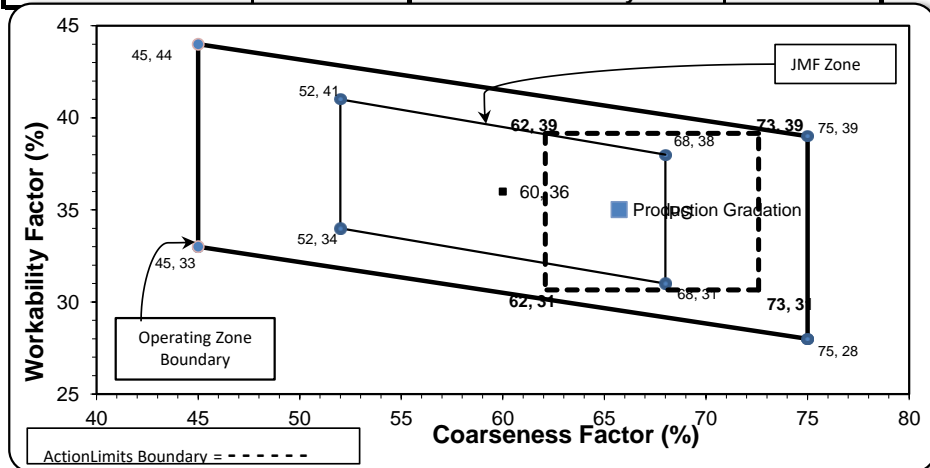
Superior Materials, LLC
 30701 W. 10 Mile Rd.
 Suite 500
 Farmington Hills, MI 48336

Sieve	CA	IA	2NS	Cumulative % Passing	% Retained	Cumulative % Retained
2"	100.0	100.0	100.0	100.0	0.0	0.0
1.5"	100.0	100.0	100.0	100.0	0.0	0.0
1"	66.8	100.0	100.0	85.4	14.6	14.6
3/4"	33.6	100.0	100.0	70.8	14.6	29.2
1/2"	16.8	94.5	100.0	62.5	8.3	37.5
3/8"	12.2	76.4	100.0	57.3	5.2	42.7
#4	3.7	23.6	99.1	43.9	13.4	56.1
#8	2.3	6.8	85.3	35.0	8.9	65.0
#16	1.8	3.4	68.1	27.6	7.4	72.4
#30	1.6	2.5	51.0	20.8	6.8	79.2
#50	1.6	2.1	27.0	11.5	9.3	88.5
#100	1.4	2.0	8.8	4.4	7.1	95.6
LBW	1.4	1.6	1.6	1.5	2.8	98.5

*Maximum % Retained must be above the 3/8" sieve.
 *Any two adjacent sieves must equal 10% except max., nom. max., #100 and #200 sieves.
 *% Retained must be at least 4% for each sieve except max., nom. max., #100 and #200 sieves.
 *% Retained must be at least 8% for the 1" sieve when a 2" max. size (nom. Max. 1.5") aggregate is used.

Production Gradation Batch Plant Gradations Aggregate Supplier Gradations

Coarseness Factor:	66	Workability Factor:	35
---------------------------	-----------	----------------------------	-----------



Initial Production Sample (IPS)

Coarseness Factor:	67		
Workability Factor:	35		
Sieve	Cumulative % Passing	% Retained	Cumulative % Retained
2"	100.0	0.0	0.0
1.5"	100.0	0.0	0.0
1"	85.5	14.5	14.5
3/4"	73.4	12.1	26.6
1/2"	61.0	12.4	39.0
3/8"	56.2	4.8	43.8
#4	43.1	13.1	56.9
#8	34.9	8.2	65.1
#16	29.4	5.5	70.6
#30	21.6	7.8	78.4
#50	8.1	13.4	91.9
#100	2.2	5.9	97.8
LBW	1.4	0.8	98.6

PREPARED BY:
 SM, LLC Technical Service

Approved BY:

Aggregate Optimization Chart

PLANT #: **P-12**

Sample Date: 7/25/22

Concrete Grade: **P1M, 3500HP**

Contractor: _____

Dates Test Represents: 7/26/2022 through 8/1/2022

MDOT No.: _____

Agg. Class	Pit #	Source	Weight (SSD)	ft ³	Specific Gravity	% Contribution
CA	71-47	Presque Isle	970	5.93	2.62	31.6
IA	71-47	Presque Isle	850	5.20	2.62	27.7
2NS	63-115	Ray Rd	1250	7.56	2.65	40.7
Total Wt			3070	18.69		100.0

<----- Verify this number is 100%



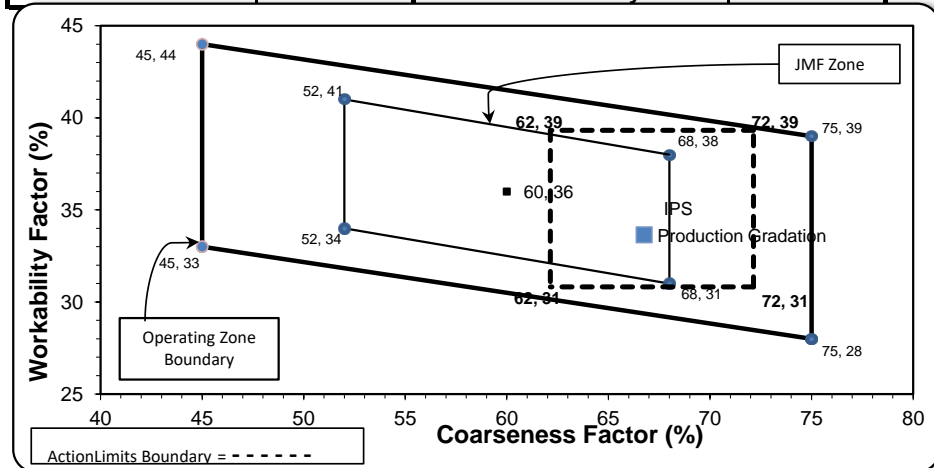
Superior Materials, LLC
 30701 W. 10 Mile Rd.
 Suite 500
 Farmington Hills, MI 48336

Sieve	CA	IA	2NS	Cumulative % Passing	% Retained	Cumulative % Retained
2"	100.0	100.0	100.0	100.0	0.0	0.0
1.5"	96.0	100.0	100.0	98.7	1.3	1.3
1"	29.9	100.0	100.0	77.9	20.9	22.1
3/4"	4.8	98.1	100.0	69.4	8.5	30.6
1/2"	1.8	77.4	100.0	62.7	6.7	37.3
3/8"	1.7	52.2	100.0	55.7	7.0	44.3
#4	1.7	13.2	96.2	43.4	12.3	56.6
#8	1.6	5.0	78.0	33.6	9.7	66.4
#16	1.5	3.4	60.3	26.0	7.7	74.0
#30	1.4	3.0	44.2	19.3	6.7	80.7
#50	1.4	2.8	24.9	11.4	7.9	88.6
#100	1.2	2.5	6.7	3.8	7.6	96.2
LBW	0.9	2.0	1.2	1.3	2.5	98.7

*Maximum % Retained must be above the 3/8" sieve.
 *Any two adjacent sieves must equal 10% except max., nom. max., #100 and #200 sieves.
 *% Retained must be at least 4% for each sieve except max., nom. max., #100 and #200 sieves.
 *% Retained must be at least 8% for the 1" sieve when a 2" max. size (nom. Max. 1.5") aggregate is used.

Production Gradation Batch Plant Gradations Aggregate Supplier Gradations

Coarseness Factor:	67	Workability Factor:	34
---------------------------	-----------	----------------------------	-----------



Intial Production Sample (IPS)

Coarseness Factor:	67
Workability Factor:	35

Sieve	Cumulative % Passing	% Retained	Cumulative % Retained
2"	100.0	0.0	0.0
1.5"	99.6	0.4	0.4
1"	83.9	15.7	16.1
3/4"	74.0	9.8	26.0
1/2"	63.7	10.3	36.3
3/8"	56.4	7.3	43.6
#4	43.0	13.4	57.0
#8	35.1	7.9	64.9
#16	29.0	6.1	71.0
#30	20.9	8.0	79.1
#50	8.1	12.8	91.9
#100	1.6	6.5	98.4
LBW	0.9	0.8	99.1

PREPARED BY:
 SM, LLC Technical Service

Approved By:

Aggregate Optimization Chart

PLANT #: **P-32**

Sample Date: 7/25/22

Concrete Grade: **P1M, 3500HP**

Dates Test Represents: 7/26/2022 through 8/1/2022

Contractor: _____

MDOT No.: _____

Agg. Class	Pit #	Source	Weight (SSD)	ft ³	Specific Gravity	% Contribution
CA	71-47	Presque Isle	900	5.50	2.62	29.3
IA	71-47	Presque Isle	920	5.63	2.62	30.0
2NS	95-013	Smelter Bay	1250	7.56	2.65	40.7
Total Wt			3070	18.69		100.0

<----- Verify this number is 100%



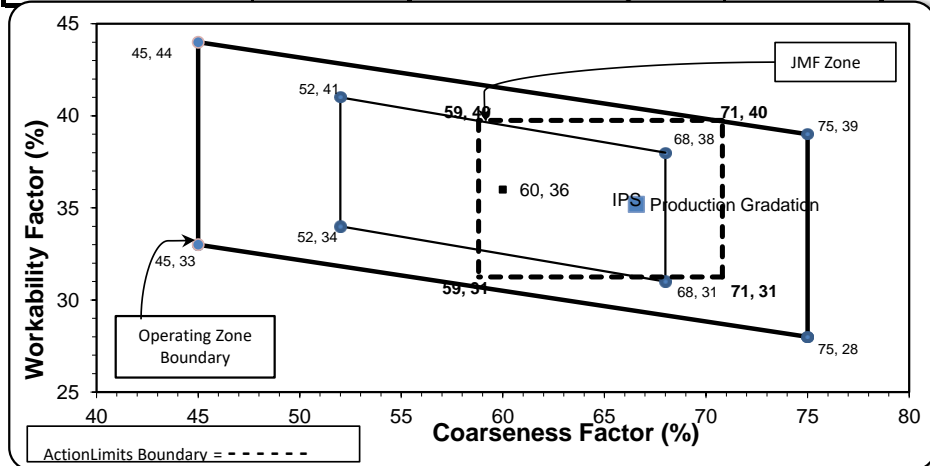
Superior Materials, LLC
 30701 W. 10 Mile Rd.
 Suite 500
 Farmington Hills, MI 48336

Sieve	CA	IA	2NS	Cumulative % Passing	% Retained	Cumulative % Retained
2"	100.0	100.0	100.0	100.0	0.0	0.0
1.5"	96.0	100.0	100.0	98.8	1.2	1.2
1"	29.9	100.0	100.0	79.4	19.4	20.6
3/4"	4.8	98.1	100.0	71.5	7.9	28.5
1/2"	1.8	77.4	100.0	64.4	7.1	35.6
3/8"	1.7	52.2	100.0	56.9	7.6	43.1
#4	1.7	13.2	95.6	43.4	13.5	56.6
#8	1.6	5.0	81.6	35.2	8.2	64.8
#16	1.5	3.4	66.7	28.6	6.6	71.4
#30	1.4	3.0	47.8	20.8	7.8	79.2
#50	1.4	2.8	24.1	11.1	9.7	88.9
#100	1.2	2.5	7.7	4.2	6.8	95.8
LBW	0.9	2.0	1.8	1.6	2.6	98.4

*Maximum % Retained must be above the 3/8" sieve.
 *Any two adjacent sieves must equal 10% except max., nom. max., #100 and #200 sieves.
 *% Retained must be at least 4% for each sieve except max., nom. max., #100 and #200 sieves.
 *% Retained must be at least 8% for the 1" sieve when a 2" max. size (nom. Max. 1.5") aggregate is used.

Production Gradation Batch Plant Gradations Aggregate Supplier Gradations

Coarseness Factor: **67** **Workability Factor:** **35**



Initial Production Sample (IPS)

Coarseness Factor: **65**
Workability Factor: **36**

Sieve	Cumulative % Passing	% Retained	Cumulative % Retained
2"	100.0	0.0	0.0
1.5"	99.0	0.6	0.6
1"	84.0	15.3	16.0
3/4"	73.5	10.5	26.5
1/2"	65.2	8.2	34.8
3/8"	58.2	7.1	41.8
#4	44.1	14.1	55.9
#8	35.5	8.6	64.5
#16	29.1	6.4	70.9
#30	21.9	7.3	78.1
#50	9.6	12.2	90.4
#100	2.6	7.1	97.4
LBW	1.0	1.6	99.0

PREPARED BY:
 SM, LLC Technical Service

Approved By:

Aggregate Optimization Chart

PLANT #: **P-35**

Sample Date: 7/25/22

Concrete Grade: **P1M, 3500HP**

Dates Test Represents: 7/26/2022 through 8/1/2022

Contractor: _____

MDOT No.: _____

Agg. Class	Pit #	Source	Weight (SSD)	ft ³	Specific Gravity	% Contribution
CA	58-003	Stoneco	1370	8.16	2.69	43.9
IA	58-003	Stoneco	550	3.28	2.69	17.6
2NS	81-019	Pleasant Lake	1200	7.26	2.65	38.5
Total Wt			3120	18.70		100.0

<----- Verify this number is 100%



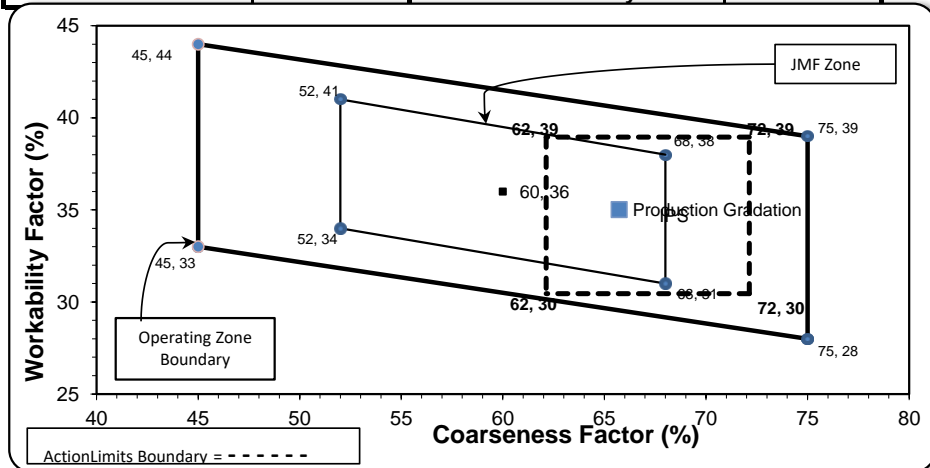
Superior Materials, LLC
 30701 W. 10 Mile Rd.
 Suite 500
 Farmington Hills, MI 48336

Sieve	CA	IA	2NS	Cumulative % Passing	% Retained	Cumulative % Retained
2"	100.0	100.0	100.0	100.0	0.0	0.0
1.5"	100.0	100.0	100.0	100.0	0.0	0.0
1"	66.8	100.0	100.0	85.4	14.6	14.6
3/4"	33.6	100.0	100.0	70.8	14.6	29.2
1/2"	16.8	94.5	100.0	62.5	8.3	37.5
3/8"	12.2	76.4	100.0	57.3	5.2	42.7
#4	3.7	23.6	99.1	43.9	13.4	56.1
#8	2.3	6.8	85.3	35.0	8.9	65.0
#16	1.8	3.4	68.1	27.6	7.4	72.4
#30	1.6	2.5	51.0	20.8	6.8	79.2
#50	1.6	2.1	27.0	11.5	9.3	88.5
#100	1.4	2.0	8.8	4.4	7.1	95.6
LBW	1.4	1.6	1.6	1.5	2.8	98.5

*Maximum % Retained must be above the 3/8" sieve.
 *Any two adjacent sieves must equal 10% except max., nom. max., #100 and #200 sieves.
 *% Retained must be at least 4% for each sieve except max., nom. max., #100 and #200 sieves.
 *% Retained must be at least 8% for the 1" sieve when a 2" max. size (nom. Max. 1.5") aggregate is used.

Production Gradation Batch Plant Gradations Aggregate Supplier Gradations

Coarseness Factor: **66** **Workability Factor:** **35**



Initial Production Sample (IPS)

Coarseness Factor: **67**
Workability Factor: **35**

Sieve	Cumulative % Passing	% Retained	Cumulative % Retained
2"	100.0	0.0	0.0
1.5"	100.0	0.0	0.0
1"	86.9	13.1	13.1
3/4"	76.1	10.8	23.9
1/2"	63.7	12.4	36.3
3/8"	56.2	7.5	43.8
#4	43.2	13.0	56.8
#8	34.7	8.5	65.3
#16	27.5	7.2	72.5
#30	20.6	7.0	79.4
#50	9.0	11.6	91.0
#100	2.1	6.9	97.9
LBW	1.0	1.1	99.0

PREPARED BY:
 SM, LLC Technical Service

Approved By:

Aggregate Optimization Chart

PLANT #: **P-36**

Sample Date: 7/25/22

Concrete Grade: **P1M, 3500HP**

Dates Test Represents: 7/26/2022 through 8/1/2022

Contractor: _____

MDOT No.: _____

Agg. Class	Pit #	Source	Weight (SSD)	ft ³	Specific Gravity	% Contribution
CA	71-47	Presque Isle	900	5.50	2.62	29.3
IA	71-47	Presque Isle	970	5.93	2.62	31.6
2NS	63-92	Grange Hall	1200	7.26	2.65	39.1
Total Wt			3070	18.70		100.0

<----- Verify this number is 100%



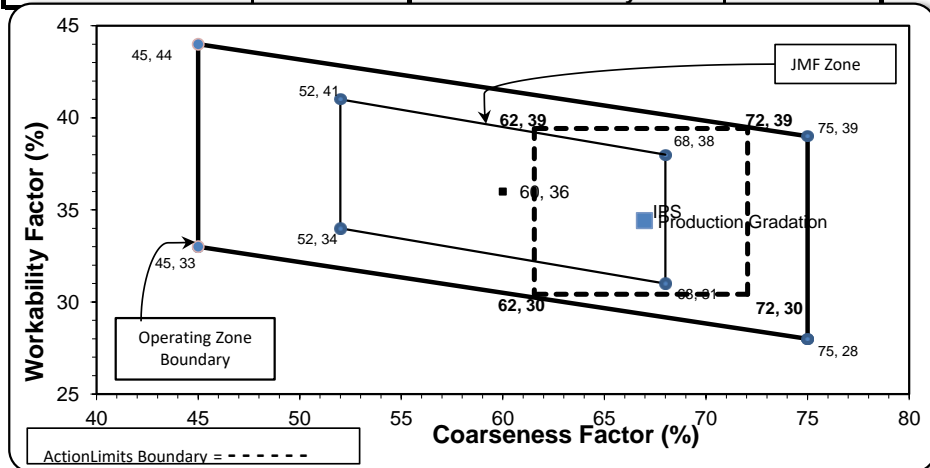
Superior Materials, LLC
 30701 W. 10 Mile Rd.
 Suite 500
 Farmington Hills, MI 48336

Sieve	CA	IA	2NS	Cumulative % Passing	% Retained	Cumulative % Retained
2"	100.0	100.0	100.0	100.0	0.0	0.0
1.5"	96.0	100.0	100.0	98.8	1.2	1.2
1"	29.9	100.0	100.0	79.4	19.4	20.6
3/4"	4.8	98.1	100.0	71.5	8.0	28.5
1/2"	1.8	77.4	100.0	64.1	7.4	35.9
3/8"	1.7	52.2	100.0	56.1	8.0	43.9
#4	1.7	13.2	97.4	42.7	13.3	57.3
#8	1.6	5.0	82.8	34.4	8.3	65.6
#16	1.5	3.4	68.5	28.3	6.1	71.7
#30	1.4	3.0	50.5	21.1	7.2	78.9
#50	1.4	2.8	21.6	9.7	11.4	90.3
#100	1.2	2.5	2.8	2.2	7.5	97.8
LBW	0.9	2.0	0.4	1.1	1.2	98.9

*Maximum % Retained must be above the 3/8" sieve.
 *Any two adjacent sieves must equal 10% except max., nom. max., #100 and #200 sieves.
 *% Retained must be at least 4% for each sieve except max., nom. max., #100 and #200 sieves.
 *% Retained must be at least 8% for the 1" sieve when a 2" max. size (nom. Max. 1.5") aggregate is used.

Production Gradation Batch Plant Gradations Aggregate Supplier Gradations

Coarseness Factor: **67** **Workability Factor:** **34**



Initial Production Sample (IPS)

Coarseness Factor: **67**
Workability Factor: **35**

Sieve	Cumulative % Passing	% Retained	Cumulative % Retained
2"	100.0	0.0	0.0
1.5"	100.0	0.0	0.0
1"	85.0	15.0	15.0
3/4"	72.1	12.9	27.9
1/2"	64.5	7.6	35.5
3/8"	56.5	8.0	43.5
#4	42.7	13.8	57.3
#8	34.9	7.8	65.1
#16	29.0	5.9	71.0
#30	21.0	8.0	79.0
#50	8.2	12.8	91.8
#100	1.6	6.5	98.4
LBW	0.7	0.9	99.3

PREPARED BY:
 SM, LLC Technical Service

Approved By:

Aggregate Optimization Chart

PLANT #: **P-39**

Sample Date: 7/25/22

Concrete Grade: **P1M, 3500HP**

Contractor: _____

Dates Test Represents: 7/26/2022 through 8/1/2022

MDOT No.: _____

Agg. Class	Pit #	Source	Weight (SSD)	ft ³	Specific Gravity	% Contribution
CA	71-47	Presque Isle	1020	6.24	2.62	33.2
IA	71-47	Presque Isle	800	4.89	2.62	26.1
2NS	44-051	Krake Willis Rd	1250	7.56	2.65	40.7
Total Wt			3070	18.69		100.0

<----- Verify this number is 100%



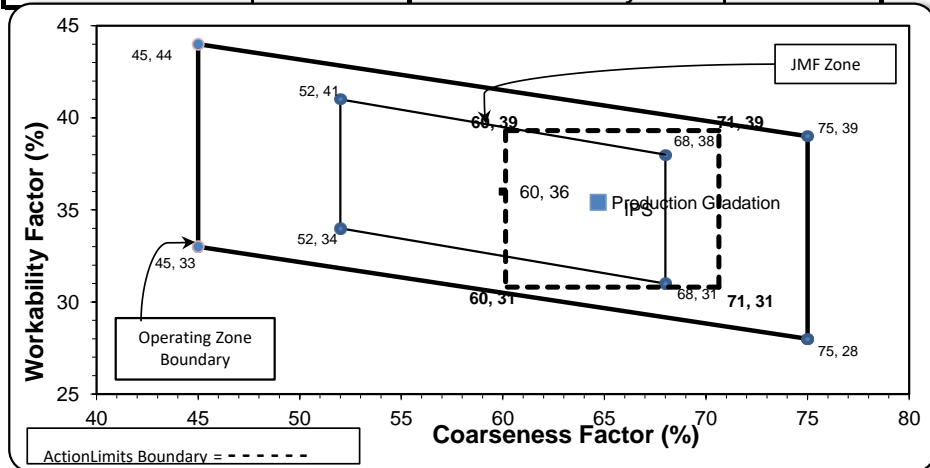
Superior Materials, LLC
 30701 W. 10 Mile Rd.
 Suite 500
 Farmington Hills, MI 48336

Sieve	CA	IA	2NS	Cumulative % Passing	% Retained	Cumulative % Retained
2"	100.0	100.0	100.0	100.0	0.0	0.0
1.5"	97.9	100.0	100.0	99.3	0.7	0.7
1"	46.7	100.0	100.0	82.3	17.0	17.7
3/4"	12.4	98.5	100.0	70.5	11.8	29.5
1/2"	3.7	83.2	100.0	63.6	6.9	36.4
3/8"	2.7	63.7	100.0	58.2	5.4	41.8
#4	1.9	17.3	97.0	44.6	13.6	55.4
#8	1.7	4.5	82.7	35.4	9.2	64.6
#16	1.6	2.7	68.4	29.1	6.3	70.9
#30	1.5	2.3	51.6	22.1	7.0	77.9
#50	1.4	2.1	25.5	11.4	10.7	88.6
#100	1.3	1.9	7.5	4.0	7.4	96.0
LBW	1.2	1.7	1.3	1.4	2.6	98.6

*Maximum % Retained must be above the 3/8" sieve.
 *Any two adjacent sieves must equal 10% except max., nom. max., #100 and #200 sieves.
 *% Retained must be at least 4% for each sieve except max., nom. max., #100 and #200 sieves.
 *% Retained must be at least 8% for the 1" sieve when a 2" max. size (nom. Max. 1.5") aggregate is used.

Production Gradation Batch Plant Gradations Aggregate Supplier Gradations

Coarseness Factor: **65** **Workability Factor:** **35**



Initial Production Sample (IPS)

Coarseness Factor: **65**
Workability Factor: **35**

Sieve	Cumulative % Passing	% Retained	Cumulative % Retained
2"	100.0	0.0	0.0
1.5"	99.6	0.4	0.4
1"	83.9	15.7	16.1
3/4"	74.1	9.8	25.9
1/2"	64.3	9.7	35.7
3/8"	57.5	6.8	42.5
#4	44.5	13.1	55.5
#8	35.1	9.4	64.9
#16	27.9	7.2	72.1
#30	21.7	6.2	78.3
#50	12.6	9.1	87.4
#100	3.5	9.1	96.5
LBW	1.2	2.4	98.8

PREPARED BY:
 SM, LLC Technical Service

Approved By:

Aggregate Optimization Chart

PLANT #: **P-02**

Sample Date: 7/25/22

Concrete Grade: **P1M, 3500HP**

Dates Test Represents: 7/26/2022 through 8/1/2022

Contractor: _____

MDOT No.: _____

Agg. Class	Pit #	Source	Weight (SSD)	ft ³	Specific Gravity	% Contribution
CA	71-47	Presque Isle	950	5.81	2.62	30.9
IA	71-47	Presque Isle	870	5.32	2.62	28.3
2NS	63-115	Ray Rd	1250	7.56	2.65	40.7
Total Wt			3070	18.69		100.0

<----- Verify this number is 100%



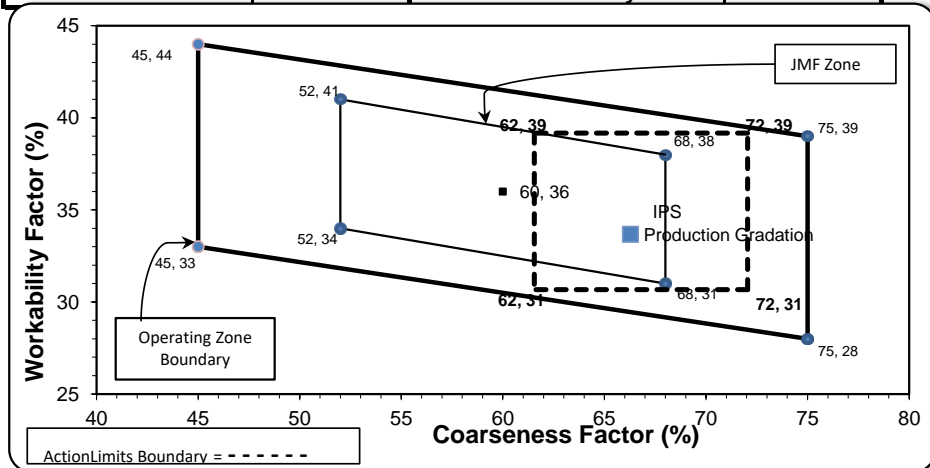
Superior Materials, LLC
 30701 W. 10 Mile Rd.
 Suite 500
 Farmington Hills, MI 48336

Sieve	CA	IA	2NS	Cumulative % Passing	% Retained	Cumulative % Retained
2"	100.0	100.0	100.0	100.0	0.0	0.0
1.5"	96.0	100.0	100.0	98.8	1.2	1.2
1"	29.9	100.0	100.0	78.3	20.5	21.7
3/4"	4.8	98.1	100.0	70.0	8.3	30.0
1/2"	1.8	77.4	100.0	63.2	6.8	36.8
3/8"	1.7	52.2	100.0	56.0	7.2	44.0
#4	1.7	13.2	96.2	43.4	12.6	56.6
#8	1.6	5.0	78.0	33.7	9.8	66.3
#16	1.5	3.4	60.3	26.0	7.7	74.0
#30	1.4	3.0	44.2	19.3	6.7	80.7
#50	1.4	2.8	24.9	11.4	7.9	88.6
#100	1.2	2.5	6.7	3.8	7.6	96.2
LBW	0.9	2.0	1.2	1.3	2.5	98.7

*Maximum % Retained must be above the 3/8" sieve.
 *Any two adjacent sieves must equal 10% except max., nom. max., #100 and #200 sieves.
 *% Retained must be at least 4% for each sieve except max., nom. max., #100 and #200 sieves.
 *% Retained must be at least 8% for the 1" sieve when a 2" max. size (nom. Max. 1.5") aggregate is used.

Production Gradation Batch Plant Gradations Aggregate Supplier Gradations

Coarseness Factor: **66** **Workability Factor:** **34**



Intial Production Sample (IPS)

Coarseness Factor: **67**
Workability Factor: **35**

Sieve	Cumulative % Passing	% Retained	Cumulative % Retained
2"	100.0	0.0	0.0
1.5"	100.0	0.0	0.0
1"	85.0	15.0	15.0
3/4"	72.3	12.7	27.7
1/2"	64.5	7.8	35.5
3/8"	56.5	8.0	43.5
#4	42.7	13.8	57.3
#8	34.9	7.8	65.1
#16	29.0	5.9	71.0
#30	21.0	8.0	79.0
#50	8.2	12.8	91.8
#100	1.6	6.5	98.4
LBW	0.7	0.9	99.3

PREPARED BY:
 SM, LLC Technical Service

Approved By: