

Aggregate Optimization Chart

PLANT #: **P-101**

Sample Date: 9/19/22

Concrete Grade: **S2M, 3500HP**

Dates Test Represents: 9/20/2022 through 9/26/2022

Contractor: _____

MDOT No.: _____

Agg. Class	Pit #	Source	Weight (SSD)	ft ³	Specific Gravity	% Contribution
6AA	71-47	Presque Isle	1625	9.94	2.62	53.2
26A	71-47	Presque Isle	200	1.22	2.62	6.5
2NS	75-051	Mid Michigan	1230	7.41	2.66	40.3
Total Wt			3055	18.57		100.0

<---- Verify this number is 100%



Superior Materials, LLC
 30701 W. 10 Mile Rd.
 Suite 500
 Farmington Hills, MI 48336

Sieve	6AA	26A	2NS	Cumulative % Passing	% Retained	Cumulative % Retained
2"	100.0	100.0	100.0	100.0	0.0	0.0
1.5"	100.0	100.0	100.0	100.0	0.0	0.0
1"	99.0	100.0	100.0	99.5	0.5	0.5
3/4"	87.0	100.0	100.0	93.1	6.4	6.9
1/2"	42.3	95.8	100.0	69.0	24.1	31.0
3/8"	22.3	82.7	100.0	57.5	11.5	42.5
#4	3.1	23.3	99.1	43.1	14.5	56.9
#8	1.8	6.7	86.7	36.3	6.8	63.7
#16	1.6	3.1	71.8	30.0	6.3	70.0
#30	1.5	2.5	53.6	22.5	7.4	77.5
#50	1.4	2.3	22.9	10.1	12.4	89.9
#100	1.3	2.1	5.2	2.9	7.2	97.1
LBW	1.2	1.8	1.0	1.2	1.8	98.8

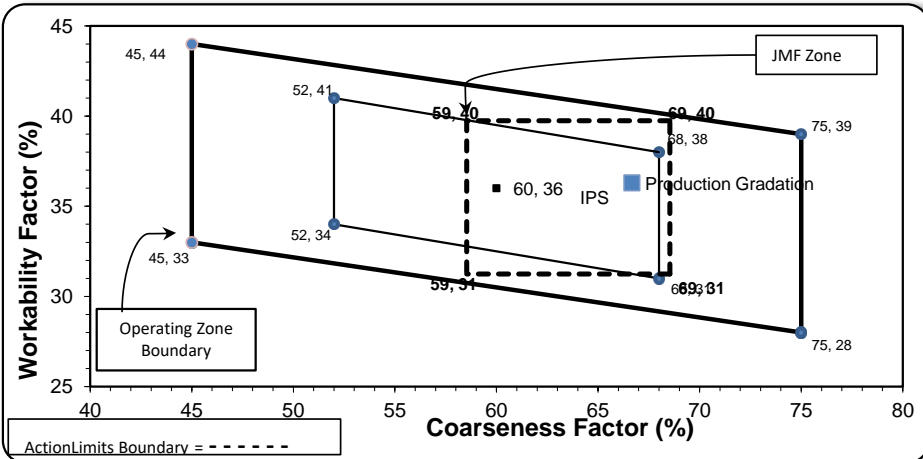
*Maximum % Retained must be above the 3/8" sieve.
 *Any two adjacent sieves must equal 10% except max., nom. max., #100 and #200 sieves.
 *% Retained must be at least 4% for each sieve except max., nom. max., #100 and #200 sieves.
 *% Retained must be at least 8% for the 1" sieve when a 2" max. size (nom. Max. 1.5") aggregate is used.

Production Gradation Batch Plant Gradations Aggregate Supplier Gradations

Coarseness Factor:	67	Workability Factor:	36
---------------------------	-----------	----------------------------	-----------

Initial Production Sample (IPS)

Coarseness Factor:	64
Workability Factor:	35



Sieve	Cumulative % Passing	% Retained	Cumulative % Retained
2"	100.0	0.0	0.0
1.5"	100.0	0.0	0.0
1"	100.0	0.0	0.0
3/4"	93.9	6.1	6.1
1/2"	71.4	22.5	28.6
3/8"	59.0	12.4	41.0
#4	45.1	13.9	54.9
#8	35.5	9.6	64.5
#16	28.3	7.2	71.7
#30	21.3	6.9	78.7
#50	11.0	10.3	89.0
#100	3.4	7.6	96.6
LBW	1.1	2.3	98.9

PREPARED BY:
 SM, LLC Technical Service

Approved By:

Aggregate Optimization Chart

PLANT #: **P-102**

Sample Date: 9/19/22

Concrete Grade: **S2M, 3500HP**

Dates Test Represents: 9/20/2022 through 9/26/2022

Contractor: _____

MDOT No.: _____

Agg. Class	Pit #	Source	Weight (SSD)	ft ³	Specific Gravity	% Contribution
6AA	58-003	Stoneco	1600	9.53	2.69	51.6
26A	58-003	Stoneco	300	1.79	2.69	9.7
2NS	81-019	Pleasant Lake	1200	7.26	2.65	38.7
Total Wt			3100	18.58		100.0

<----- Verify this number is 100%



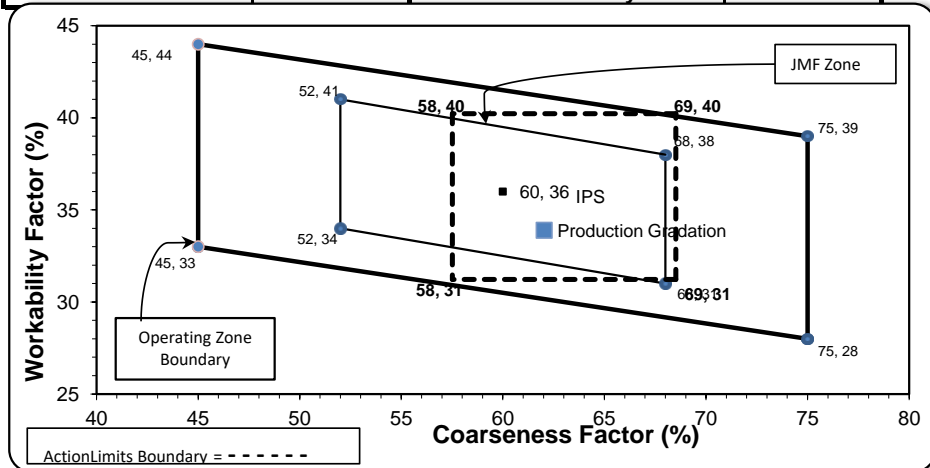
Superior Materials, LLC
 30701 W. 10 Mile Rd.
 Suite 500
 Farmington Hills, MI 48336

Sieve	6AA	26A	2NS	Cumulative % Passing	% Retained	Cumulative % Retained
2"	100.0	100.0	100.0	100.0	0.0	0.0
1.5"	100.0	100.0	100.0	100.0	0.0	0.0
1"	100.0	100.0	100.0	100.0	0.0	0.0
3/4"	86.8	100.0	100.0	93.2	6.8	6.8
1/2"	51.0	99.4	100.0	74.7	18.5	25.3
3/8"	24.3	80.0	100.0	59.0	15.7	41.0
#4	4.4	12.6	99.1	41.9	17.1	58.1
#8	1.6	4.9	84.2	33.9	8.0	66.1
#16	1.6	3.4	66.5	26.9	7.0	73.1
#30	1.5	2.8	46.6	19.1	7.8	80.9
#50	1.4	2.6	22.0	9.5	9.6	90.5
#100	1.2	2.4	8.6	4.2	5.3	95.8
LBW	0.8	2.2	1.1	1.1	3.1	98.9

*Maximum % Retained must be above the 3/8" sieve.
 *Any two adjacent sieves must equal 10% except max., nom. max., #100 and #200 sieves.
 *% Retained must be at least 4% for each sieve except max., nom. max., #100 and #200 sieves.
 *% Retained must be at least 8% for the 1" sieve when a 2" max. size (nom. Max. 1.5") aggregate is used.

Production Gradation Batch Plant Gradations Aggregate Supplier Gradations

Coarseness Factor:	62	Workability Factor:	34
---------------------------	-----------	----------------------------	-----------



Initial Production Sample (IPS)

Coarseness Factor:	63		
Workability Factor:	36		
Sieve	Cumulative % Passing	% Retained	Cumulative % Retained
2"	100.0	0.0	0.0
1.5"	100.0	0.0	0.0
1"	99.2	0.8	0.8
3/4"	90.9	8.3	9.1
1/2"	71.3	19.6	28.7
3/8"	59.5	11.8	40.5
#4	43.8	15.7	56.2
#8	35.7	8.1	64.3
#16	27.0	8.7	73.0
#30	18.6	8.4	81.4
#50	6.8	11.8	93.2
#100	1.4	5.4	98.6
LBW	0.6	0.8	99.4

PREPARED BY:
 SM, LLC Technical Service

Approved By:

Aggregate Optimization Chart

PLANT #: **P-103**

Sample Date: 9/19/22

Concrete Grade: **S2M, 3500HP**

Dates Test Represents: 9/20/2022 through 9/26/2022

Contractor: _____

MDOT No.: _____

Agg. Class	Pit #	Source	Weight (SSD)	ft ³	Specific Gravity	% Contribution
6AA	58-003	Stoneco	1600	9.53	2.69	51.6
26A	58-003	Stoneco	300	1.79	2.69	9.7
2NS	81-019	Pleasant Lake	1200	7.26	2.65	38.7
Total Wt			3100	18.58		100.0

<----- Verify this number is 100%



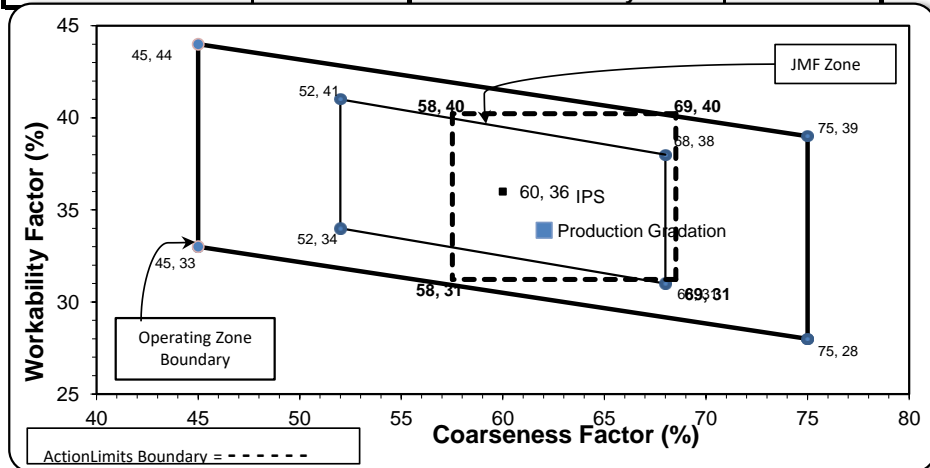
Superior Materials, LLC
 30701 W. 10 Mile Rd.
 Suite 500
 Farmington Hills, MI 48336

Sieve	6AA	26A	2NS	Cumulative % Passing	% Retained	Cumulative % Retained
2"	100.0	100.0	100.0	100.0	0.0	0.0
1.5"	100.0	100.0	100.0	100.0	0.0	0.0
1"	100.0	100.0	100.0	100.0	0.0	0.0
3/4"	86.8	100.0	100.0	93.2	6.8	6.8
1/2"	51.0	99.4	100.0	74.7	18.5	25.3
3/8"	24.3	80.0	100.0	59.0	15.7	41.0
#4	4.4	12.6	99.1	41.9	17.1	58.1
#8	1.6	4.9	84.2	33.9	8.0	66.1
#16	1.6	3.4	66.5	26.9	7.0	73.1
#30	1.5	2.8	46.6	19.1	7.8	80.9
#50	1.4	2.6	22.0	9.5	9.6	90.5
#100	1.2	2.4	8.6	4.2	5.3	95.8
LBW	0.8	2.2	1.1	1.1	3.1	98.9

*Maximum % Retained must be above the 3/8" sieve.
 *Any two adjacent sieves must equal 10% except max., nom. max., #100 and #200 sieves.
 *% Retained must be at least 4% for each sieve except max., nom. max., #100 and #200 sieves.
 *% Retained must be at least 8% for the 1" sieve when a 2" max. size (nom. Max. 1.5") aggregate is used.

Production Gradation Batch Plant Gradations Aggregate Supplier Gradations

Coarseness Factor: **62** **Workability Factor:** **34**



Initial Production Sample (IPS)

Coarseness Factor: **63**
Workability Factor: **36**

Sieve	Cumulative % Passing	% Retained	Cumulative % Retained
2"	100.0	0.0	0.0
1.5"	100.0	0.0	0.0
1"	99.2	0.8	0.8
3/4"	90.9	8.3	9.1
1/2"	71.3	19.6	28.7
3/8"	59.5	11.8	40.5
#4	43.8	15.7	56.2
#8	35.7	8.1	64.3
#16	27.0	8.7	73.0
#30	18.6	8.4	81.4
#50	6.8	11.8	93.2
#100	1.4	5.4	98.6
LBW	0.6	0.8	99.4

PREPARED BY:
 SM, LLC Technical Service

Approved BY:

Aggregate Optimization Chart

PLANT #: **P-14**

Sample Date: 9/19/22

Concrete Grade: **S2M, 3500HP**

Dates Test Represents: 9/20/2022 through 9/26/2022

Contractor: _____

MDOT No.: _____

Agg. Class	Pit #	Source	Weight (SSD)	ft ³	Specific Gravity	% Contribution
6AA	58-003	Stoneco	1550	9.23	2.69	49.8
26A	58-003	Stoneco	350	2.09	2.69	11.3
2NS	19-55	Schlegel	1210	7.26	2.67	38.9
Total Wt			3110	18.58		100.0

<----- Verify this number is 100%



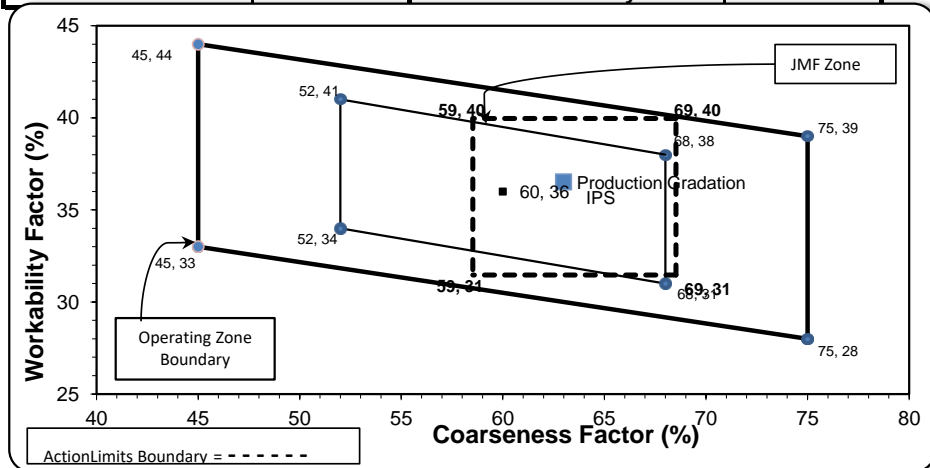
Builders Redi-Mix
 30701 W. 10 Mile Rd.
 Suite 500
 Farmington Hills, MI 48336

Sieve	6AA	26A	2NS	Cumulative % Passing	% Retained	Cumulative % Retained
2"	100.0	100.0	100.0	100.0	0.0	0.0
1.5"	100.0	100.0	100.0	100.0	0.0	0.0
1"	100.0	100.0	100.0	100.0	0.0	0.0
3/4"	86.8	100.0	100.0	93.4	6.6	6.6
1/2"	51.0	99.4	100.0	75.5	17.9	24.5
3/8"	24.3	80.0	100.0	60.0	15.5	40.0
#4	4.4	12.6	100.0	42.5	17.5	57.5
#8	1.6	4.9	90.4	36.5	6.0	63.5
#16	1.6	3.4	68.8	27.9	8.6	72.1
#30	1.5	2.8	44.3	18.3	9.6	81.7
#50	1.4	2.6	14.4	6.6	11.7	93.4
#100	1.2	2.4	2.7	1.9	4.7	98.1
LBW	0.8	2.2	0.3	0.8	1.2	99.2

*Maximum % Retained must be above the 3/8" sieve.
 *Any two adjacent sieves must equal 10% except max., nom. max., #100 and #200 sieves.
 *% Retained must be at least 4% for each sieve except max., nom. max., #100 and #200 sieves.
 *% Retained must be at least 8% for the 1" sieve when a 2" max. size (nom. Max. 1.5") aggregate is used.

Production Gradation Batch Plant Gradations Aggregate Supplier Gradations

Coarseness Factor: **63** **Workability Factor:** **37**



Initial Production Sample (IPS)

Coarseness Factor: **64**
Workability Factor: **36**

Sieve	Cumulative % Passing	% Retained	Cumulative % Retained
2"	100.0	0.0	0.0
1.5"	100.0	0.0	0.0
1"	99.2	0.8	0.8
3/4"	90.9	8.3	9.1
1/2"	71.3	19.6	28.7
3/8"	59.2	12.1	40.8
#4	41.5	17.7	58.5
#8	35.7	5.8	64.3
#16	27.9	7.9	72.1
#30	18.3	9.5	81.7
#50	7.3	11.0	92.7
#100	2.0	5.3	98.0
LBW	0.9	1.1	99.1

PREPARED BY:
 SM, LLC Technical Service

Approved By:

Aggregate Optimization Chart

PLANT #: **P-32**

Sample Date: 9/19/22

Concrete Grade: **S2M, 3500HP**

Dates Test Represents: 9/20/2022 through 9/26/2022

Contractor: _____

MDOT No.: _____

Agg. Class	Pit #	Source	Weight (SSD)	ft ³	Specific Gravity	% Contribution
6AA	71-47	Presque Isle	1420	8.69	2.62	46.6
26A	71-47	Presque Isle	400	2.45	2.62	13.1
2NS	95-013	Smelter Bay	1230	7.44	2.65	40.3
Total Wt			3050	18.57		100.0

<----- Verify this number is 100%



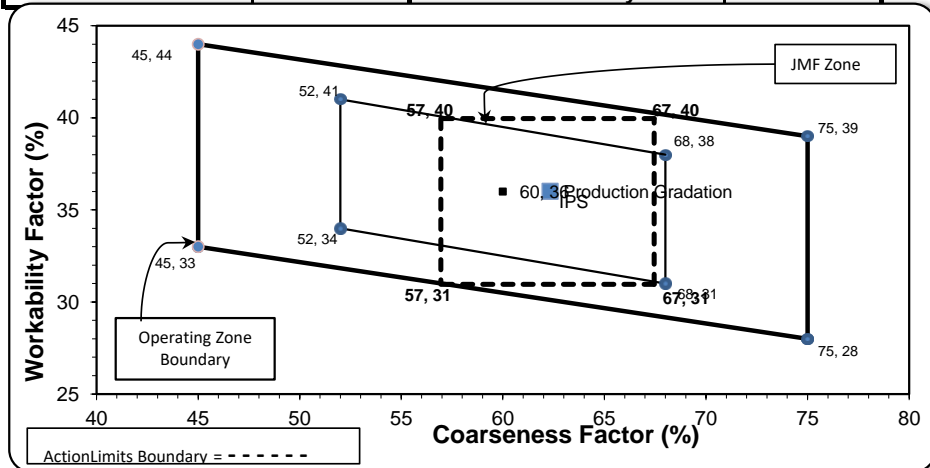
Superior Materials, LLC
 30701 W. 10 Mile Rd.
 Suite 500
 Farmington Hills, MI 48336

Sieve	6AA	26A	2NS	Cumulative % Passing	% Retained	Cumulative % Retained
2"	100.0	100.0	100.0	100.0	0.0	0.0
1.5"	100.0	100.0	100.0	100.0	0.0	0.0
1"	96.3	100.0	100.0	98.3	1.7	1.7
3/4"	76.7	100.0	100.0	89.2	9.1	10.8
1/2"	35.6	96.7	100.0	69.6	19.6	30.4
3/8"	18.1	86.7	100.0	60.1	9.5	39.9
#4	4.1	23.4	96.5	43.9	16.2	56.1
#8	2.3	6.3	84.6	36.0	7.9	64.0
#16	1.9	2.8	69.7	29.4	6.7	70.6
#30	1.8	2.2	50.5	21.5	7.9	78.5
#50	1.7	2.0	23.8	10.7	10.8	89.3
#100	1.6	1.9	6.7	3.7	7.0	96.3
LBW	1.4	1.7	1.1	1.3	2.4	98.7

*Maximum % Retained must be above the 3/8" sieve.
 *Any two adjacent sieves must equal 10% except max., nom. max., #100 and #200 sieves.
 *% Retained must be at least 4% for each sieve except max., nom. max., #100 and #200 sieves.
 *% Retained must be at least 8% for the 1" sieve when a 2" max. size (nom. Max. 1.5") aggregate is used.

Production Gradation Batch Plant Gradations Aggregate Supplier Gradations

Coarseness Factor: **62** **Workability Factor:** **36**



Initial Production Sample (IPS)

Coarseness Factor: **62**
Workability Factor: **35**

Sieve	Cumulative % Passing	% Retained	Cumulative % Retained
2"	100.0	0.0	0.0
1.5"	100.0	0.0	0.0
1"	100.0	0.0	0.0
3/4"	94.0	6.0	6.0
1/2"	70.2	23.7	29.8
3/8"	59.9	10.4	40.1
#4	42.7	17.2	57.3
#8	35.5	7.2	64.5
#16	28.4	7.0	71.6
#30	19.2	9.2	80.8
#50	8.9	10.3	91.1
#100	3.1	5.9	96.9
LBW	1.4	1.7	98.6

PREPARED BY:
 SM, LLC Technical Service

Approved By:

Aggregate Optimization Chart

PLANT #: **P-35**

Sample Date: 9/19/22

Concrete Grade: **S2M, 3500HP**

Dates Test Represents: 9/20/2022 through 9/26/2022

Contractor: _____

MDOT No.: _____

Agg. Class	Pit #	Source	Weight (SSD)	ft ³	Specific Gravity	% Contribution
6AA	58-003	Stoneco	1600	9.53	2.69	51.6
26A	58-003	Stoneco	300	1.79	2.69	9.7
2NS	81-019	Pleasant Lake	1200	7.26	2.65	38.7
Total Wt			3100	18.58		100.0

<----- Verify this number is 100%



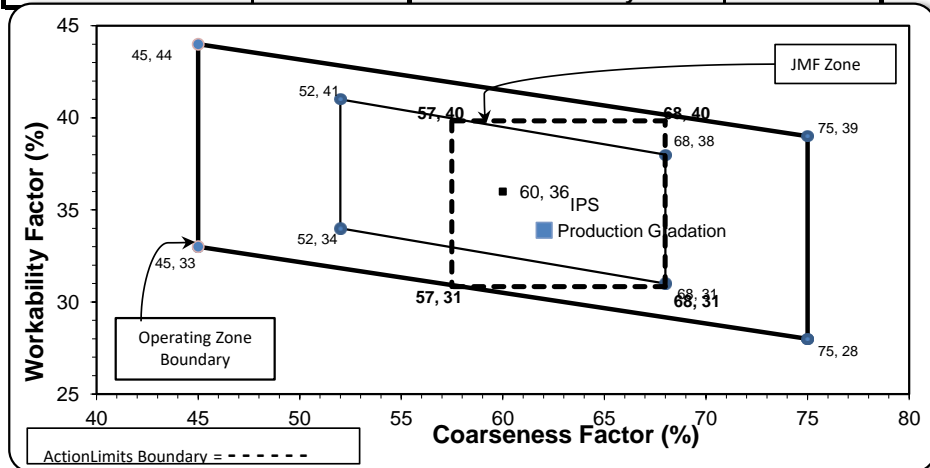
Superior Materials, LLC
 30701 W. 10 Mile Rd.
 Suite 500
 Farmington Hills, MI 48336

Sieve	6AA	26A	2NS	Cumulative % Passing	% Retained	Cumulative % Retained
2"	100.0	100.0	100.0	100.0	0.0	0.0
1.5"	100.0	100.0	100.0	100.0	0.0	0.0
1"	100.0	100.0	100.0	100.0	0.0	0.0
3/4"	86.8	100.0	100.0	93.2	6.8	6.8
1/2"	51.0	99.4	100.0	74.7	18.5	25.3
3/8"	24.3	80.0	100.0	59.0	15.7	41.0
#4	4.4	12.6	99.1	41.9	17.1	58.1
#8	1.6	4.9	84.2	33.9	8.0	66.1
#16	1.6	3.4	66.5	26.9	7.0	73.1
#30	1.5	2.8	46.6	19.1	7.8	80.9
#50	1.4	2.6	22.0	9.5	9.6	90.5
#100	1.2	2.4	8.6	4.2	5.3	95.8
LBW	0.8	2.2	1.1	1.1	3.1	98.9

*Maximum % Retained must be above the 3/8" sieve.
 *Any two adjacent sieves must equal 10% except max., nom. max., #100 and #200 sieves.
 *% Retained must be at least 4% for each sieve except max., nom. max., #100 and #200 sieves.
 *% Retained must be at least 8% for the 1" sieve when a 2" max. size (nom. Max. 1.5") aggregate is used.

Production Gradation Batch Plant Gradations Aggregate Supplier Gradations

Coarseness Factor: 62 **Workability Factor:** 34



Initial Production Sample (IPS)

Coarseness Factor: 63
Workability Factor: 35

Sieve	Cumulative % Passing	% Retained	Cumulative % Retained
2"	100.0	0.0	0.0
1.5"	100.0	0.0	0.0
1"	99.2	0.8	0.8
3/4"	90.9	8.3	9.1
1/2"	71.3	19.6	28.7
3/8"	59.4	11.9	40.6
#4	43.0	16.5	57.0
#8	35.3	7.6	64.7
#16	28.2	7.1	71.8
#30	21.6	6.6	78.4
#50	9.1	12.5	90.9
#100	1.7	7.4	98.3
LBW	1.1	0.6	98.9

PREPARED BY:
 SM, LLC Technical Service

Approved By:

Aggregate Optimization Chart

PLANT #: **P-36**

Sample Date: 9/19/22

Concrete Grade: **S2M, 3500HP**

Dates Test Represents: 9/20/2022 through 9/26/2022

Contractor: _____

MDOT No.: _____

Agg. Class	Pit #	Source	Weight (SSD)	ft ³	Specific Gravity	% Contribution
6AA	71-47	Presque Isle	1550	9.48	2.62	50.8
26A	71-47	Presque Isle	300	1.83	2.62	9.8
2NS	63-92	Grange Hall	1200	7.26	2.65	39.3
Total Wt			3050	18.57		100.0

<----- Verify this number is 100%



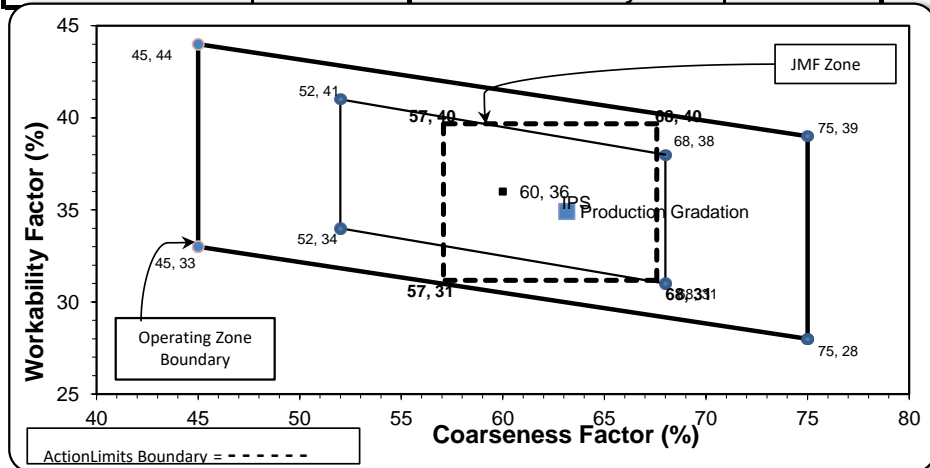
Superior Materials, LLC
 30701 W. 10 Mile Rd.
 Suite 500
 Farmington Hills, MI 48336

Sieve	6AA	26A	2NS	Cumulative % Passing	% Retained	Cumulative % Retained
2"	100.0	100.0	100.0	100.0	0.0	0.0
1.5"	100.0	100.0	100.0	100.0	0.0	0.0
1"	98.4	100.0	100.0	99.2	0.8	0.8
3/4"	88.4	100.0	100.0	94.1	5.1	5.9
1/2"	50.1	96.7	100.0	74.3	19.8	25.7
3/8"	21.7	86.7	100.0	58.9	15.4	41.1
#4	6.2	23.4	97.6	43.9	15.0	56.1
#8	2.3	6.3	84.2	34.9	8.9	65.1
#16	1.9	2.8	70.8	29.1	5.8	70.9
#30	1.8	2.2	52.7	21.9	7.2	78.1
#50	1.7	2.0	22.8	10.0	11.8	90.0
#100	1.6	1.9	5.1	3.0	7.0	97.0
LBW	1.3	1.7	2.0	1.6	1.4	98.4

*Maximum % Retained must be above the 3/8" sieve.
 *Any two adjacent sieves must equal 10% except max., nom. max., #100 and #200 sieves.
 *% Retained must be at least 4% for each sieve except max., nom. max., #100 and #200 sieves.
 *% Retained must be at least 8% for the 1" sieve when a 2" max. size (nom. Max. 1.5") aggregate is used.

Production Gradation Batch Plant Gradations Aggregate Supplier Gradations

Coarseness Factor:	63	Workability Factor:	35
---------------------------	-----------	----------------------------	-----------



Initial Production Sample (IPS)

Coarseness Factor:	62
Workability Factor:	35

Sieve	Cumulative % Passing	% Retained	Cumulative % Retained
2"	100.0	0.0	0.0
1.5"	100.0	0.0	0.0
1"	99.1	0.9	0.9
3/4"	90.5	8.6	9.5
1/2"	69.8	20.7	30.2
3/8"	59.8	10.0	40.2
#4	42.2	17.6	57.8
#8	35.4	6.7	64.6
#16	28.8	6.7	71.2
#30	21.4	7.4	78.6
#50	8.8	12.6	91.2
#100	1.8	7.0	98.2
LBW	0.7	1.0	99.3

PREPARED BY:
 SM, LLC Technical Service

Approved By:

Aggregate Optimization Chart

PLANT #: **P-39**

Sample Date: 9/19/22

Concrete Grade: **S2M, 3500HP**

Dates Test Represents: 9/20/2022 through 9/26/2022

Contractor: _____

MDOT No.: _____

Agg. Class	Pit #	Source	Weight (SSD)	ft ³	Specific Gravity	% Contribution
6AA	71-47	Presque Isle	1600	9.79	2.62	52.5
26A	71-47	Presque Isle	200	1.22	2.62	6.6
2NS	44-051	Krake Willis Rd	1250	7.56	2.65	41.0
Total Wt			3050	18.57		100.0

<----- Verify this number is 100%



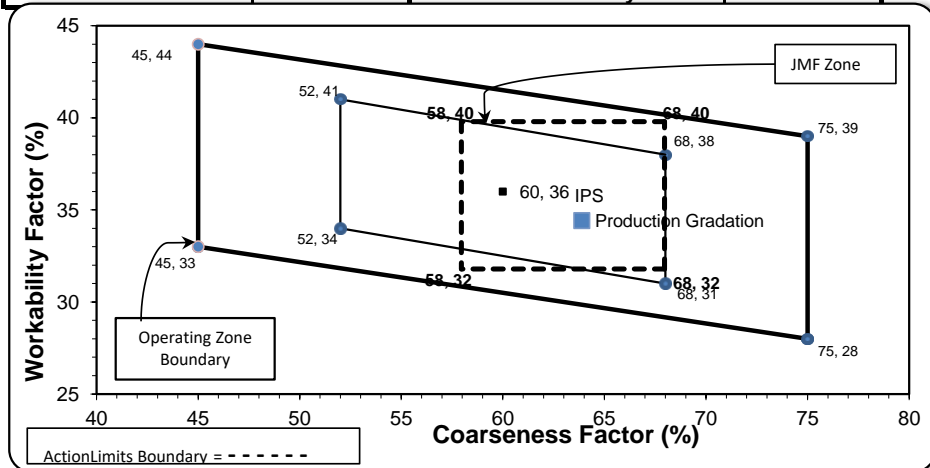
Superior Materials, LLC
 30701 W. 10 Mile Rd.
 Suite 500
 Farmington Hills, MI 48336

Sieve	6AA	26A	2NS	Cumulative % Passing	% Retained	Cumulative % Retained
2"	100.0	100.0	100.0	100.0	0.0	0.0
1.5"	100.0	100.0	100.0	100.0	0.0	0.0
1"	99.0	100.0	100.0	99.5	0.5	0.5
3/4"	87.0	100.0	100.0	93.2	6.3	6.8
1/2"	42.3	95.8	100.0	69.5	23.7	30.5
3/8"	22.3	82.7	100.0	58.1	11.4	41.9
#4	3.1	23.3	96.2	42.6	15.5	57.4
#8	1.8	6.7	80.6	34.4	8.2	65.6
#16	1.6	3.1	65.9	28.1	6.4	71.9
#30	1.5	2.5	50.9	21.8	6.2	78.2
#50	1.4	2.3	27.6	12.2	9.6	87.8
#100	1.3	2.1	8.4	4.3	7.9	95.7
LBW	1.2	1.8	1.6	1.4	2.9	98.6

*Maximum % Retained must be above the 3/8" sieve.
 *Any two adjacent sieves must equal 10% except max., nom. max., #100 and #200 sieves.
 *% Retained must be at least 4% for each sieve except max., nom. max., #100 and #200 sieves.
 *% Retained must be at least 8% for the 1" sieve when a 2" max. size (nom. Max. 1.5") aggregate is used.

Production Gradation Batch Plant Gradations Aggregate Supplier Gradations

Coarseness Factor:	64	Workability Factor:	34
---------------------------	-----------	----------------------------	-----------



Initial Production Sample (IPS)

Coarseness Factor:	63
Workability Factor:	36

Sieve	Cumulative % Passing	% Retained	Cumulative % Retained
2"	100.0	0.0	0.0
1.5"	100.0	0.0	0.0
1"	100.0	0.0	0.0
3/4"	89.8	10.2	10.2
1/2"	70.7	19.1	29.3
3/8"	59.6	11.1	40.4
#4	43.2	16.4	56.8
#8	35.8	7.4	64.2
#16	29.2	6.6	70.8
#30	21.4	7.8	78.6
#50	9.8	11.6	90.2
#100	3.7	6.1	96.3
LBW	1.2	2.5	98.8

PREPARED BY:
 SM, LLC Technical Service

Approved By:

Aggregate Optimization Chart

PLANT #: **P-O2**

Sample Date: 9/19/22

Concrete Grade: **S2M, 3500HP**

Dates Test Represents: 9/20/2022 through 9/26/2022

Contractor: _____

MDOT No.: _____

Agg. Class	Pit #	Source	Weight (SSD)	ft ³	Specific Gravity	% Contribution
6AA	71-47	Presque Isle	1620	9.91	2.62	53.1
26A	71-47	Presque Isle	200	1.22	2.62	6.6
2NS	63-115	Ray Rd	1230	7.44	2.65	40.3
Total Wt			3050	18.57		100.0

<----- Verify this number is 100%



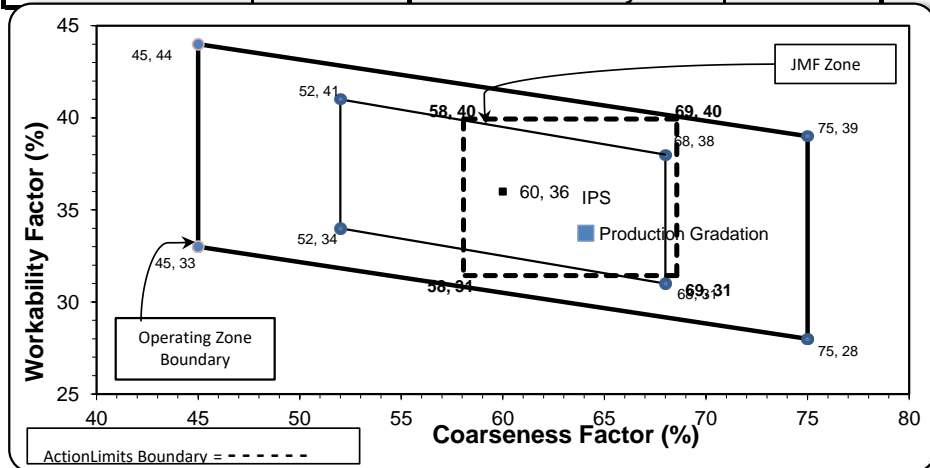
Superior Materials, LLC
 30701 W. 10 Mile Rd.
 Suite 500
 Farmington Hills, MI 48336

Sieve	6AA	26A	2NS	Cumulative % Passing	% Retained	Cumulative % Retained
2"	100.0	100.0	100.0	100.0	0.0	0.0
1.5"	100.0	100.0	100.0	100.0	0.0	0.0
1"	98.4	100.0	100.0	99.2	0.8	0.8
3/4"	88.4	100.0	100.0	93.8	5.3	6.2
1/2"	50.1	96.7	100.0	73.3	20.6	26.7
3/8"	21.7	86.7	100.0	57.5	15.7	42.5
#4	6.2	23.4	97.0	43.9	13.6	56.1
#8	2.3	6.3	79.6	33.7	10.2	66.3
#16	1.9	2.8	62.7	26.5	7.3	73.5
#30	1.8	2.2	45.6	19.5	7.0	80.5
#50	1.7	2.0	23.5	10.5	9.0	89.5
#100	1.6	1.9	5.7	3.3	7.2	96.7
LBW	1.3	1.7	1.2	1.3	2.0	98.7

*Maximum % Retained must be above the 3/8" sieve.
 *Any two adjacent sieves must equal 10% except max., nom. max., #100 and #200 sieves.
 *% Retained must be at least 4% for each sieve except max., nom. max., #100 and #200 sieves.
 *% Retained must be at least 8% for the 1" sieve when a 2" max. size (nom. Max. 1.5") aggregate is used.

Production Gradation Batch Plant Gradations Aggregate Supplier Gradations

Coarseness Factor: **64** **Workability Factor:** **34**



Initial Production Sample (IPS)

Coarseness Factor: **63**
Workability Factor: **36**

Sieve	Cumulative % Passing	% Retained	Cumulative % Retained
2"	100.0	0.0	0.0
1.5"	100.0	0.0	0.0
1"	100.0	0.0	0.0
3/4"	95.6	4.4	4.4
1/2"	73.1	22.6	26.9
3/8"	59.3	13.8	40.7
#4	42.8	16.5	57.2
#8	35.7	7.1	64.3
#16	28.9	6.8	71.1
#30	20.7	8.2	79.3
#50	9.9	10.8	90.1
#100	2.1	7.8	97.9
LBW	0.9	1.2	99.1

PREPARED BY:
 SM, LLC Technical Service

Approved By: