

Aggregate Optimization Chart

PLANT #: **P-101**

Sample Date: 12/12/22

Concrete Grade: **S2M, 3500HP**

Dates Test Represents: 12/13/2022 through 12/19/2022

Contractor: _____

MDOT No.: _____

Agg. Class	Pit #	Source	Weight (SSD)	ft ³	Specific Gravity	% Contribution
6AA	71-47	Presque Isle	1520	9.30	2.62	49.8
26A	71-47	Presque Isle	305	1.87	2.62	10.0
2NS	75-051	Mid Michigan	1230	7.41	2.66	40.3
Total Wt			3055	18.57		100.0

<---- Verify this number is 100%



Superior Materials, LLC
 30701 W. 10 Mile Rd.
 Suite 500
 Farmington Hills, MI 48336

Sieve	6AA	26A	2NS	Cumulative % Passing	% Retained	Cumulative % Retained
2"	100.0	100.0	100.0	100.0	0.0	0.0
1.5"	100.0	100.0	100.0	100.0	0.0	0.0
1"	98.6	100.0	100.0	99.3	0.7	0.7
3/4"	79.5	100.0	100.0	89.8	9.5	10.2
1/2"	37.4	97.1	100.0	68.6	21.2	31.4
3/8"	20.0	87.5	100.0	58.9	9.6	41.1
#4	3.1	21.0	98.0	43.1	15.9	56.9
#8	2.1	3.9	83.0	34.9	8.2	65.1
#16	1.9	1.8	68.3	28.6	6.2	71.4
#30	1.8	1.5	52.0	22.0	6.6	78.0
#50	1.7	1.5	27.1	11.9	10.1	88.1
#100	1.7	1.4	8.4	4.4	7.5	95.6
LBW	1.5	1.3	1.7	1.6	2.8	98.4

*Maximum % Retained must be above the 3/8" sieve.
 *Any two adjacent sieves must equal 10% except max., nom. max., #100 and #200 sieves.
 *% Retained must be at least 4% for each sieve except max., nom. max., #100 and #200 sieves.
 *% Retained must be at least 8% for the 1" sieve when a 2" max. size (nom. Max. 1.5") aggregate is used.

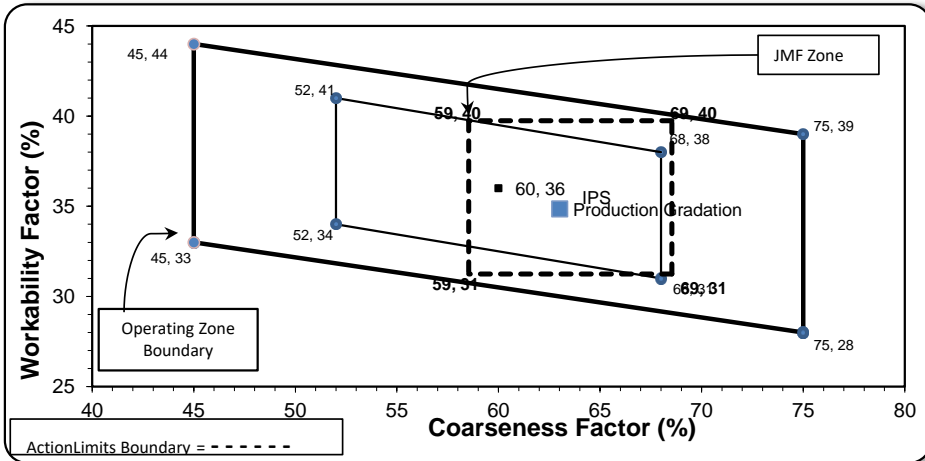
Production Gradation Batch Plant Gradations Aggregate Supplier Gradations

Coarseness Factor:	63	Workability Factor:	35
---------------------------	-----------	----------------------------	-----------

Initial Production Sample (IPS)

Coarseness Factor:	64
Workability Factor:	35

Sieve	Cumulative % Passing	% Retained	Cumulative % Retained
2"	100.0	0.0	0.0
1.5"	100.0	0.0	0.0
1"	100.0	0.0	0.0
3/4"	93.9	6.1	6.1
1/2"	71.4	22.5	28.6
3/8"	59.0	12.4	41.0
#4	45.1	13.9	54.9
#8	35.5	9.6	64.5
#16	28.3	7.2	71.7
#30	21.3	6.9	78.7
#50	11.0	10.3	89.0
#100	3.4	7.6	96.6
LBW	1.1	2.3	98.9



PREPARED BY:
 SM, LLC Technical Service

Approved By:

Aggregate Optimization Chart

PLANT #: **P-102**

Sample Date: 12/12/22

Concrete Grade: **S2M, 3500HP**

Dates Test Represents: 12/13/2022 through 12/19/2022

Contractor: _____

MDOT No.: _____

Agg. Class	Pit #	Source	Weight (SSD)	ft ³	Specific Gravity	% Contribution
6AA	58-003	Stoneco	1570	9.35	2.69	50.6
26A	58-003	Stoneco	330	1.97	2.69	10.6
2NS	81-019	Pleasant Lake	1200	7.26	2.65	38.7
Total Wt			3100	18.58		100.0

<----- Verify this number is 100%



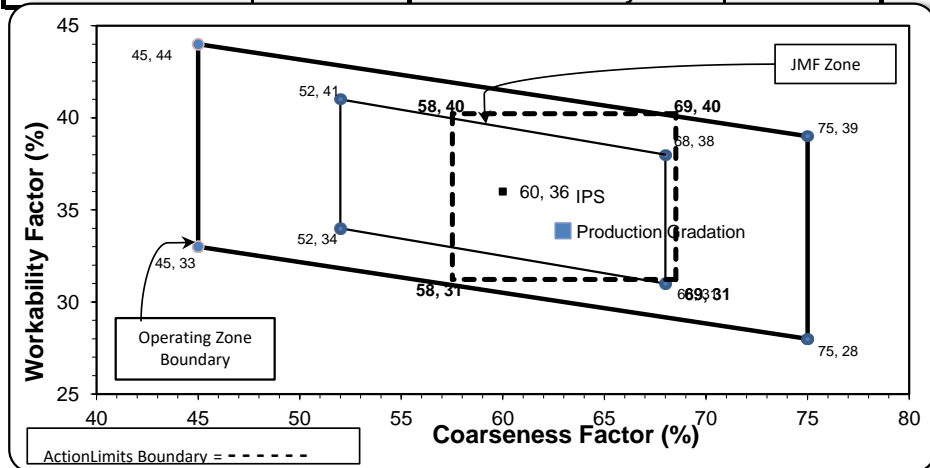
Superior Materials, LLC
 30701 W. 10 Mile Rd.
 Suite 500
 Farmington Hills, MI 48336

Sieve	6AA	26A	2NS	Cumulative % Passing	% Retained	Cumulative % Retained
2"	100.0	100.0	100.0	100.0	0.0	0.0
1.5"	100.0	100.0	100.0	100.0	0.0	0.0
1"	99.3	100.0	100.0	99.6	0.4	0.4
3/4"	76.6	100.0	100.0	88.1	11.5	11.9
1/2"	42.2	99.6	100.0	70.7	17.5	29.3
3/8"	20.4	87.5	100.0	58.4	12.3	41.6
#4	4.5	7.0	97.9	40.9	17.4	59.1
#8	2.7	2.7	83.2	33.9	7.1	66.1
#16	1.8	2.4	66.3	26.8	7.0	73.2
#30	1.6	2.2	48.0	19.6	7.2	80.4
#50	1.6	2.2	23.4	10.1	9.5	89.9
#100	1.4	2.1	6.6	3.5	6.6	96.5
LBW	1.5	2.0	1.7	1.6	1.9	98.4

*Maximum % Retained must be above the 3/8" sieve.
 *Any two adjacent sieves must equal 10% except max., nom. max., #100 and #200 sieves.
 *% Retained must be at least 4% for each sieve except max., nom. max., #100 and #200 sieves.
 *% Retained must be at least 8% for the 1" sieve when a 2" max. size (nom. Max. 1.5") aggregate is used.

Production Gradation Batch Plant Gradations Aggregate Supplier Gradations

Coarseness Factor: **63** **Workability Factor:** **34**



Initial Production Sample (IPS)

Coarseness Factor: **63**
Workability Factor: **36**

Sieve	Cumulative % Passing	% Retained	Cumulative % Retained
2"	100.0	0.0	0.0
1.5"	100.0	0.0	0.0
1"	99.2	0.8	0.8
3/4"	90.9	8.3	9.1
1/2"	71.3	19.6	28.7
3/8"	59.5	11.8	40.5
#4	43.8	15.7	56.2
#8	35.7	8.1	64.3
#16	27.0	8.7	73.0
#30	18.6	8.4	81.4
#50	6.8	11.8	93.2
#100	1.4	5.4	98.6
LBW	0.6	0.8	99.4

PREPARED BY:
 SM, LLC Technical Service

Approved By:

Aggregate Optimization Chart

PLANT #: **P-103**

Sample Date: 12/12/22

Concrete Grade: **S2M, 3500HP**

Dates Test Represents: 12/13/2022 through 12/19/2022

Contractor: _____

MDOT No.: _____

Agg. Class	Pit #	Source	Weight (SSD)	ft ³	Specific Gravity	% Contribution
6AA	58-003	Stoneco	1570	9.35	2.69	50.6
26A	58-003	Stoneco	330	1.97	2.69	10.6
2NS	81-019	Pleasant Lake	1200	7.26	2.65	38.7
Total Wt			3100	18.58		100.0

<----- Verify this number is 100%



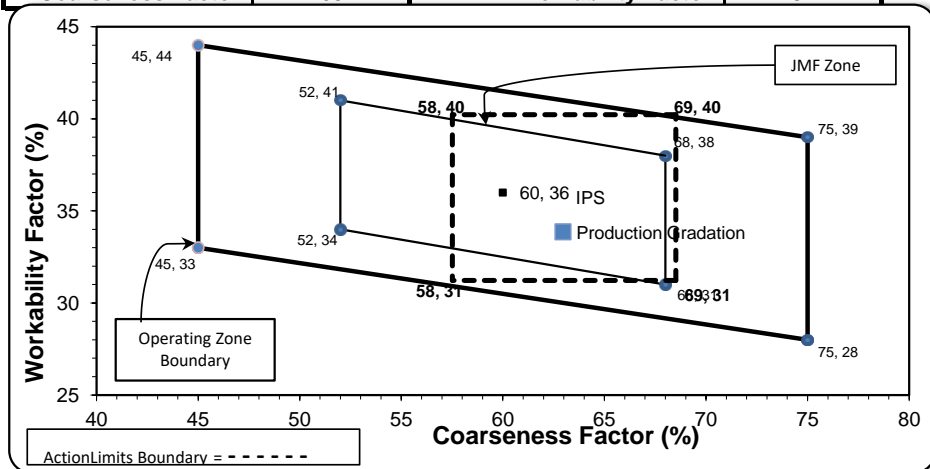
Superior Materials, LLC
 30701 W. 10 Mile Rd.
 Suite 500
 Farmington Hills, MI 48336

Sieve	6AA	26A	2NS	Cumulative % Passing	% Retained	Cumulative % Retained
2"	100.0	100.0	100.0	100.0	0.0	0.0
1.5"	100.0	100.0	100.0	100.0	0.0	0.0
1"	99.3	100.0	100.0	99.6	0.4	0.4
3/4"	76.6	100.0	100.0	88.1	11.5	11.9
1/2"	42.2	99.6	100.0	70.7	17.5	29.3
3/8"	20.4	87.5	100.0	58.4	12.3	41.6
#4	4.5	7.0	97.9	40.9	17.4	59.1
#8	2.7	2.7	83.2	33.9	7.1	66.1
#16	1.8	2.4	66.3	26.8	7.0	73.2
#30	1.6	2.2	48.0	19.6	7.2	80.4
#50	1.6	2.2	23.4	10.1	9.5	89.9
#100	1.4	2.1	6.6	3.5	6.6	96.5
LBW	1.5	2.0	1.7	1.6	1.9	98.4

*Maximum % Retained must be above the 3/8" sieve.
 *Any two adjacent sieves must equal 10% except max., nom. max., #100 and #200 sieves.
 *% Retained must be at least 4% for each sieve except max., nom. max., #100 and #200 sieves.
 *% Retained must be at least 8% for the 1" sieve when a 2" max. size (nom. Max. 1.5") aggregate is used.

Production Gradation Batch Plant Gradations Aggregate Supplier Gradations

Coarseness Factor:	63	Workability Factor:	34
---------------------------	-----------	----------------------------	-----------



Initial Production Sample (IPS)

Coarseness Factor:	63		
Workability Factor:	36		
Sieve	Cumulative % Passing	% Retained	Cumulative % Retained
2"	100.0	0.0	0.0
1.5"	100.0	0.0	0.0
1"	99.2	0.8	0.8
3/4"	90.9	8.3	9.1
1/2"	71.3	19.6	28.7
3/8"	59.5	11.8	40.5
#4	43.8	15.7	56.2
#8	35.7	8.1	64.3
#16	27.0	8.7	73.0
#30	18.6	8.4	81.4
#50	6.8	11.8	93.2
#100	1.4	5.4	98.6
LBW	0.6	0.8	99.4

PREPARED BY:
 SM, LLC Technical Service

Approved BY:

Aggregate Optimization Chart

PLANT #: **P-14**

Sample Date: 12/12/22

Concrete Grade: **S2M, 3500HP**

Dates Test Represents: 12/13/2022 through 12/19/2022

Contractor: _____

MDOT No.: _____

Agg. Class	Pit #	Source	Weight (SSD)	ft ³	Specific Gravity	% Contribution
6AA	58-003	Stoneco	1550	9.23	2.69	49.8
26A	58-003	Stoneco	350	2.09	2.69	11.3
2NS	19-55	Schlegel	1210	7.26	2.67	38.9
Total Wt			3110	18.58		100.0

<----- Verify this number is 100%



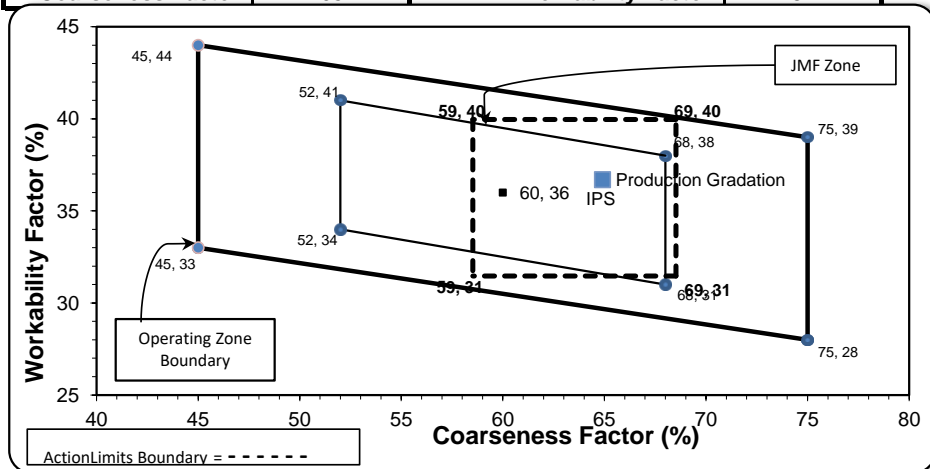
Builders Redi-Mix
 30701 W. 10 Mile Rd.
 Suite 500
 Farmington Hills, MI 48336

Sieve	6AA	26A	2NS	Cumulative % Passing	% Retained	Cumulative % Retained
2"	100.0	100.0	100.0	100.0	0.0	0.0
1.5"	100.0	100.0	100.0	100.0	0.0	0.0
1"	99.3	100.0	100.0	99.7	0.3	0.3
3/4"	76.6	100.0	100.0	88.3	11.3	11.7
1/2"	42.2	99.6	100.0	71.1	17.2	28.9
3/8"	20.4	87.5	100.0	58.9	12.2	41.1
#4	4.5	7.0	99.9	41.9	17.0	58.1
#8	2.7	2.7	90.1	36.7	5.2	63.3
#16	1.8	2.4	69.4	28.2	8.5	71.8
#30	1.6	2.2	44.5	18.4	9.8	81.6
#50	1.6	2.2	14.3	6.6	11.7	93.4
#100	1.4	2.1	2.7	2.0	4.6	98.0
LBW	1.5	2.0	0.2	1.1	0.9	98.9

*Maximum % Retained must be above the 3/8" sieve.
 *Any two adjacent sieves must equal 10% except max., nom. max., #100 and #200 sieves.
 *% Retained must be at least 4% for each sieve except max., nom. max., #100 and #200 sieves.
 *% Retained must be at least 8% for the 1" sieve when a 2" max. size (nom. Max. 1.5") aggregate is used.

Production Gradation Batch Plant Gradations Aggregate Supplier Gradations

Coarseness Factor:	65	Workability Factor:	37
---------------------------	-----------	----------------------------	-----------



Initial Production Sample (IPS)

Coarseness Factor:	64		
Workability Factor:	36		
Sieve	Cumulative % Passing	% Retained	Cumulative % Retained
2"	100.0	0.0	0.0
1.5"	100.0	0.0	0.0
1"	99.2	0.8	0.8
3/4"	90.9	8.3	9.1
1/2"	71.3	19.6	28.7
3/8"	59.2	12.1	40.8
#4	41.5	17.7	58.5
#8	35.7	5.8	64.3
#16	27.9	7.9	72.1
#30	18.3	9.5	81.7
#50	7.3	11.0	92.7
#100	2.0	5.3	98.0
LBW	0.9	1.1	99.1

PREPARED BY:
 SM, LLC Technical Service

Approved By:

Aggregate Optimization Chart

PLANT #: 11

Sample Date: 12/12/22

Concrete Grade: **S2M, 3500HP**

Dates Test Represents: 12/13/2022 through 12/19/2022

Contractor: _____

MDOT No.: _____

Agg. Class	Pit #	Source	Weight (SSD)	ft ³	Specific Gravity	% Contribution
6AA	71-47	Presque Isle	1470	8.99	2.62	48.2
26A	71-47	Presque Isle	350	2.14	2.62	11.5
2NS	95-013	Smelter Bay	1230	7.44	2.65	40.3
Total Wt			3050	18.57		100.0

<----- Verify this number is 100%



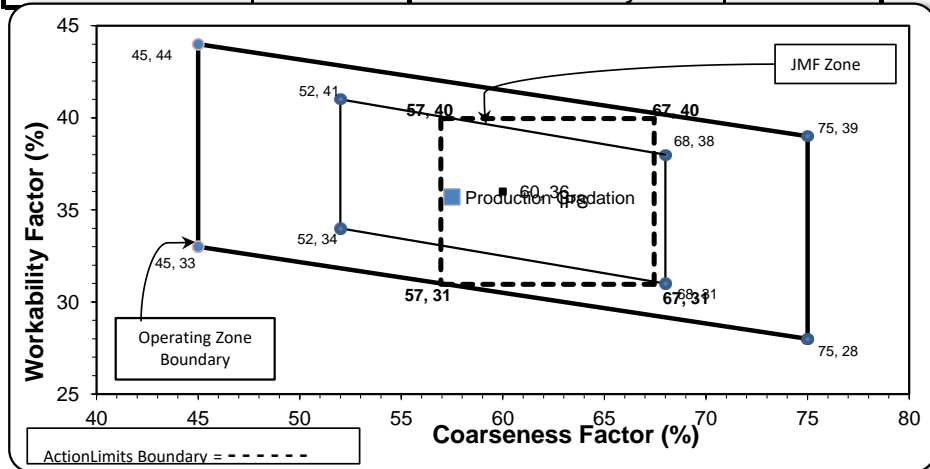
Superior Materials, LLC
 30701 W. 10 Mile Rd.
 Suite 500
 Farmington Hills, MI 48336

Sieve	6AA	26A	2NS	Cumulative % Passing	% Retained	Cumulative % Retained
2"	100.0	100.0	100.0	100.0	0.0	0.0
1.5"	100.0	100.0	100.0	100.0	0.0	0.0
1"	97.6	100.0	100.0	98.8	1.2	1.2
3/4"	82.6	100.0	100.0	91.6	7.2	8.4
1/2"	43.4	97.2	100.0	72.4	19.2	27.6
3/8"	27.6	82.0	100.0	63.0	9.4	37.0
#4	6.8	10.3	98.4	44.1	18.9	55.9
#8	3.0	2.7	84.2	35.7	8.4	64.3
#16	2.6	1.4	67.9	28.8	6.9	71.2
#30	2.5	1.1	49.9	21.5	7.3	78.5
#50	2.4	1.0	24.6	11.2	10.3	88.8
#100	2.2	0.9	7.3	4.1	7.1	95.9
LBW	1.8	0.7	1.8	1.7	2.4	98.3

*Maximum % Retained must be above the 3/8" sieve.
 *Any two adjacent sieves must equal 10% except max., nom. max., #100 and #200 sieves.
 *% Retained must be at least 4% for each sieve except max., nom. max., #100 and #200 sieves.
 *% Retained must be at least 8% for the 1" sieve when a 2" max. size (nom. Max. 1.5") aggregate is used.

Production Gradation Batch Plant Gradations Aggregate Supplier Gradations

Coarseness Factor: 57 **Workability Factor:** 36



Initial Production Sample (IPS)

Coarseness Factor: 62
Workability Factor: 35

Sieve	Cumulative % Passing	% Retained	Cumulative % Retained
2"	100.0	0.0	0.0
1.5"	100.0	0.0	0.0
1"	100.0	0.0	0.0
3/4"	94.0	6.0	6.0
1/2"	70.2	23.7	29.8
3/8"	59.9	10.4	40.1
#4	42.7	17.2	57.3
#8	35.5	7.2	64.5
#16	28.4	7.0	71.6
#30	19.2	9.2	80.8
#50	8.9	10.3	91.1
#100	3.1	5.9	96.9
LBW	1.4	1.7	98.6

PREPARED BY:
 SM, LLC Technical Service

Approved By:

Aggregate Optimization Chart

PLANT #: **P-32**

Sample Date: 12/12/22

Concrete Grade: **S2M, 3500HP**

Dates Test Represents: 12/13/2022 through 12/19/2022

Contractor: _____

MDOT No.: _____

Agg. Class	Pit #	Source	Weight (SSD)	ft ³	Specific Gravity	% Contribution
6AA	71-47	Presque Isle	1470	8.99	2.62	48.2
26A	71-47	Presque Isle	350	2.14	2.62	11.5
2NS	95-013	Smelter Bay	1230	7.44	2.65	40.3
Total Wt			3050	18.57		100.0

<----- Verify this number is 100%



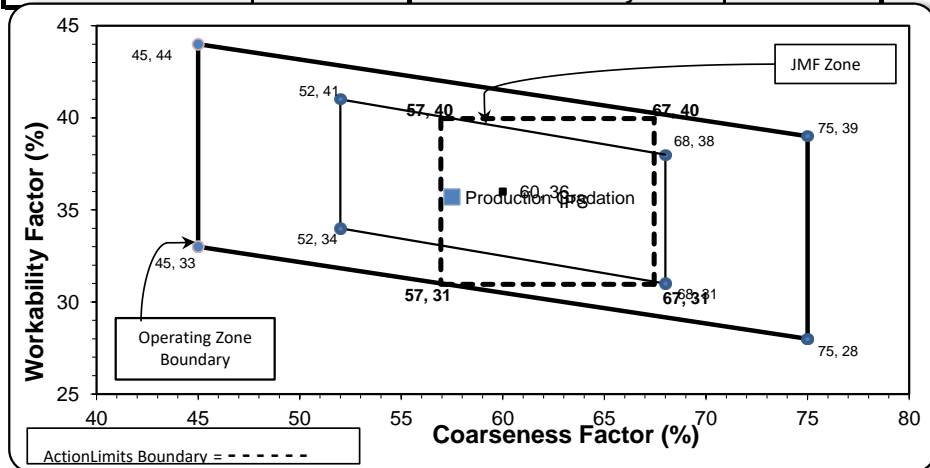
Superior Materials, LLC
 30701 W. 10 Mile Rd.
 Suite 500
 Farmington Hills, MI 48336

Sieve	6AA	26A	2NS	Cumulative % Passing	% Retained	Cumulative % Retained
2"	100.0	100.0	100.0	100.0	0.0	0.0
1.5"	100.0	100.0	100.0	100.0	0.0	0.0
1"	97.6	100.0	100.0	98.8	1.2	1.2
3/4"	82.6	100.0	100.0	91.6	7.2	8.4
1/2"	43.4	97.2	100.0	72.4	19.2	27.6
3/8"	27.6	82.0	100.0	63.0	9.4	37.0
#4	6.8	10.3	98.4	44.1	18.9	55.9
#8	3.0	2.7	84.2	35.7	8.4	64.3
#16	2.6	1.4	67.9	28.8	6.9	71.2
#30	2.5	1.1	49.9	21.5	7.3	78.5
#50	2.4	1.0	24.6	11.2	10.3	88.8
#100	2.2	0.9	7.3	4.1	7.1	95.9
LBW	1.8	0.7	1.8	1.7	2.4	98.3

*Maximum % Retained must be above the 3/8" sieve.
 *Any two adjacent sieves must equal 10% except max., nom. max., #100 and #200 sieves.
 *% Retained must be at least 4% for each sieve except max., nom. max., #100 and #200 sieves.
 *% Retained must be at least 8% for the 1" sieve when a 2" max. size (nom. Max. 1.5") aggregate is used.

Production Gradation Batch Plant Gradations Aggregate Supplier Gradations

Coarseness Factor: **57** **Workability Factor:** **36**



Initial Production Sample (IPS)

Coarseness Factor: **62**
Workability Factor: **35**

Sieve	Cumulative % Passing	% Retained	Cumulative % Retained
2"	100.0	0.0	0.0
1.5"	100.0	0.0	0.0
1"	100.0	0.0	0.0
3/4"	94.0	6.0	6.0
1/2"	70.2	23.7	29.8
3/8"	59.9	10.4	40.1
#4	42.7	17.2	57.3
#8	35.5	7.2	64.5
#16	28.4	7.0	71.6
#30	19.2	9.2	80.8
#50	8.9	10.3	91.1
#100	3.1	5.9	96.9
LBW	1.4	1.7	98.6

PREPARED BY:
 SM, LLC Technical Service

Approved By:

Aggregate Optimization Chart

PLANT #: **P-35**

Sample Date: 12/12/22

Concrete Grade: **S2M, 3500HP**

Dates Test Represents: 12/13/2022 through 12/19/2022

Contractor: _____

MDOT No.: _____

Agg. Class	Pit #	Source	Weight (SSD)	ft ³	Specific Gravity	% Contribution
6AA	58-003	Stoneco	1570	9.35	2.69	50.6
26A	58-003	Stoneco	330	1.97	2.69	10.6
2NS	81-019	Pleasant Lake	1200	7.26	2.65	38.7
Total Wt			3100	18.58		100.0

<----- Verify this number is 100%



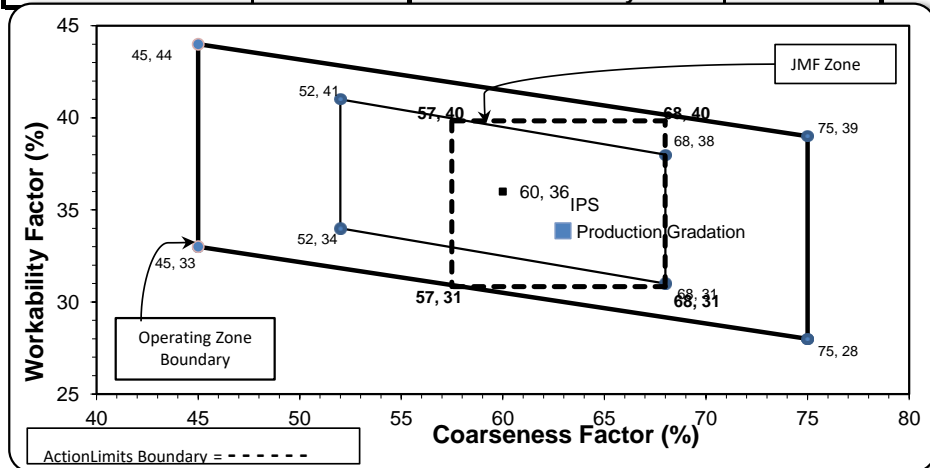
Superior Materials, LLC
 30701 W. 10 Mile Rd.
 Suite 500
 Farmington Hills, MI 48336

Sieve	6AA	26A	2NS	Cumulative % Passing	% Retained	Cumulative % Retained
2"	100.0	100.0	100.0	100.0	0.0	0.0
1.5"	100.0	100.0	100.0	100.0	0.0	0.0
1"	99.3	100.0	100.0	99.6	0.4	0.4
3/4"	76.6	100.0	100.0	88.1	11.5	11.9
1/2"	42.2	99.6	100.0	70.7	17.5	29.3
3/8"	20.4	87.5	100.0	58.4	12.3	41.6
#4	4.5	7.0	97.9	40.9	17.4	59.1
#8	2.7	2.7	83.2	33.9	7.1	66.1
#16	1.8	2.4	66.3	26.8	7.0	73.2
#30	1.6	2.2	48.0	19.6	7.2	80.4
#50	1.6	2.2	23.4	10.1	9.5	89.9
#100	1.4	2.1	6.6	3.5	6.6	96.5
LBW	1.5	2.0	1.7	1.6	1.9	98.4

*Maximum % Retained must be above the 3/8" sieve.
 *Any two adjacent sieves must equal 10% except max., nom. max., #100 and #200 sieves.
 *% Retained must be at least 4% for each sieve except max., nom. max., #100 and #200 sieves.
 *% Retained must be at least 8% for the 1" sieve when a 2" max. size (nom. Max. 1.5") aggregate is used.

Production Gradation Batch Plant Gradations Aggregate Supplier Gradations

Coarseness Factor: **63** **Workability Factor:** **34**



Intial Production Sample (IPS)

Coarseness Factor: **63**
Workability Factor: **35**

Sieve	Cumulative % Passing	% Retained	Cumulative % Retained
2"	100.0	0.0	0.0
1.5"	100.0	0.0	0.0
1"	99.2	0.8	0.8
3/4"	90.9	8.3	9.1
1/2"	71.3	19.6	28.7
3/8"	59.4	11.9	40.6
#4	43.0	16.5	57.0
#8	35.3	7.6	64.7
#16	28.2	7.1	71.8
#30	21.6	6.6	78.4
#50	9.1	12.5	90.9
#100	1.7	7.4	98.3
LBW	1.1	0.6	98.9

PREPARED BY:
 SM, LLC Technical Service

Approved By:

Aggregate Optimization Chart

PLANT #: **P-36**

Sample Date: 12/12/22

Concrete Grade: **S2M, 3500HP**

Dates Test Represents: 12/13/2022 through 12/19/2022

Contractor: _____

MDOT No.: _____

Agg. Class	Pit #	Source	Weight (SSD)	ft ³	Specific Gravity	% Contribution
6AA	71-47	Presque Isle	1570	9.60	2.62	51.5
26A	71-47	Presque Isle	280	1.71	2.62	9.2
2NS	63-92	Grange Hall	1200	7.26	2.65	39.3
Total Wt			3050	18.57		100.0

<----- Verify this number is 100%



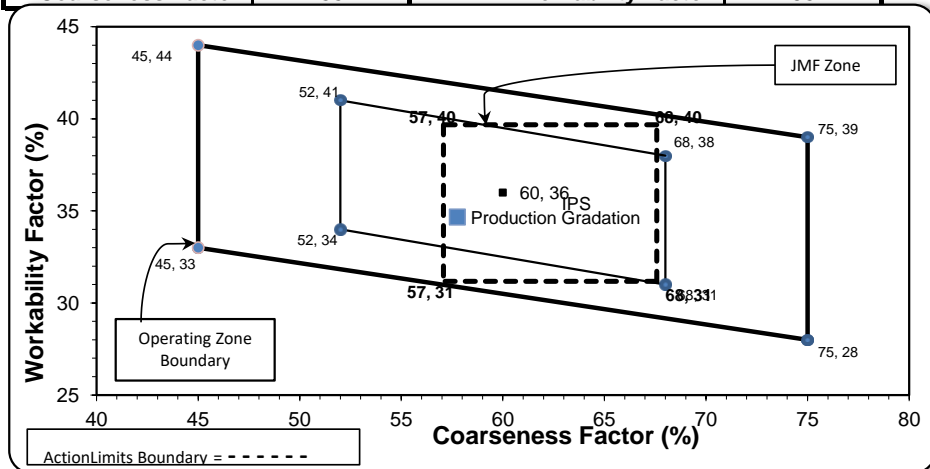
Superior Materials, LLC
 30701 W. 10 Mile Rd.
 Suite 500
 Farmington Hills, MI 48336

Sieve	6AA	26A	2NS	Cumulative % Passing	% Retained	Cumulative % Retained
2"	100.0	100.0	100.0	100.0	0.0	0.0
1.5"	100.0	100.0	100.0	100.0	0.0	0.0
1"	98.5	100.0	100.0	99.2	0.8	0.8
3/4"	89.2	100.0	100.0	94.4	4.8	5.6
1/2"	46.9	97.2	100.0	72.4	22.0	27.6
3/8"	29.9	82.0	100.0	62.3	10.1	37.7
#4	6.0	10.3	97.6	42.4	19.8	57.6
#8	2.2	2.7	84.6	34.7	7.8	65.3
#16	1.8	1.4	69.6	28.4	6.2	71.6
#30	1.7	1.1	51.0	21.0	7.4	79.0
#50	1.6	1.0	23.0	10.0	11.1	90.0
#100	1.6	0.9	3.5	2.3	7.7	97.7
LBW	1.3	0.7	0.7	1.0	1.3	99.0

*Maximum % Retained must be above the 3/8" sieve.
 *Any two adjacent sieves must equal 10% except max., nom. max., #100 and #200 sieves.
 *% Retained must be at least 4% for each sieve except max., nom. max., #100 and #200 sieves.
 *% Retained must be at least 8% for the 1" sieve when a 2" max. size (nom. Max. 1.5") aggregate is used.

Production Gradation Batch Plant Gradations Aggregate Supplier Gradations

Coarseness Factor:	58	Workability Factor:	35
---------------------------	-----------	----------------------------	-----------



Intial Production Sample (IPS)

Coarseness Factor:	62
Workability Factor:	35

Sieve	Cumulative % Passing	% Retained	Cumulative % Retained
2"	100.0	0.0	0.0
1.5"	100.0	0.0	0.0
1"	99.1	0.9	0.9
3/4"	90.5	8.6	9.5
1/2"	69.8	20.7	30.2
3/8"	59.8	10.0	40.2
#4	42.2	17.6	57.8
#8	35.4	6.7	64.6
#16	28.8	6.7	71.2
#30	21.4	7.4	78.6
#50	8.8	12.6	91.2
#100	1.8	7.0	98.2
LBW	0.7	1.0	99.3

PREPARED BY:
 SM, LLC Technical Service

Approved By:

Aggregate Optimization Chart

PLANT #: **P-39**

Sample Date: 12/12/22

Concrete Grade: **S2M, 3500HP**

Dates Test Represents: 12/13/2022 through 12/19/2022

Contractor: _____

MDOT No.: _____

Agg. Class	Pit #	Source	Weight (SSD)	ft ³	Specific Gravity	% Contribution
6AA	71-47	Presque Isle	1500	9.17	2.62	49.2
26A	71-47	Presque Isle	300	1.83	2.62	9.8
2NS	44-051	Krake Willis Rd	1250	7.56	2.65	41.0
Total Wt			3050	18.57		100.0

<----- Verify this number is 100%



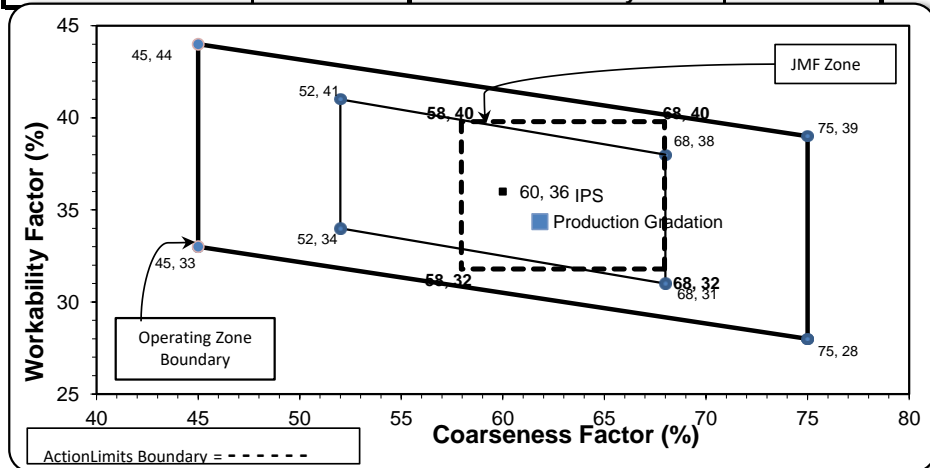
Superior Materials, LLC
 30701 W. 10 Mile Rd.
 Suite 500
 Farmington Hills, MI 48336

Sieve	6AA	26A	2NS	Cumulative % Passing	% Retained	Cumulative % Retained
2"	100.0	100.0	100.0	100.0	0.0	0.0
1.5"	100.0	100.0	100.0	100.0	0.0	0.0
1"	98.6	100.0	100.0	99.3	0.7	0.7
3/4"	79.5	100.0	100.0	89.9	9.4	10.1
1/2"	37.4	97.1	100.0	68.9	21.0	31.1
3/8"	20.0	87.5	100.0	59.4	9.5	40.6
#4	3.1	21.0	96.2	43.0	16.4	57.0
#8	2.1	3.9	80.4	34.4	8.6	65.6
#16	1.9	1.8	65.2	27.8	6.5	72.2
#30	1.8	1.5	49.4	21.3	6.6	78.7
#50	1.7	1.5	24.3	10.9	10.3	89.1
#100	1.7	1.4	9.0	4.7	6.3	95.3
LBW	1.5	1.3	0.8	1.2	3.5	98.8

*Maximum % Retained must be above the 3/8" sieve.
 *Any two adjacent sieves must equal 10% except max., nom. max., #100 and #200 sieves.
 *% Retained must be at least 4% for each sieve except max., nom. max., #100 and #200 sieves.
 *% Retained must be at least 8% for the 1" sieve when a 2" max. size (nom. Max. 1.5") aggregate is used.

Production Gradation Batch Plant Gradations Aggregate Supplier Gradations

Coarseness Factor: **62** **Workability Factor:** **34**



Initial Production Sample (IPS)

Coarseness Factor: **63**
Workability Factor: **36**

Sieve	Cumulative % Passing	% Retained	Cumulative % Retained
2"	100.0	0.0	0.0
1.5"	100.0	0.0	0.0
1"	100.0	0.0	0.0
3/4"	89.8	10.2	10.2
1/2"	70.7	19.1	29.3
3/8"	59.6	11.1	40.4
#4	43.2	16.4	56.8
#8	35.8	7.4	64.2
#16	29.2	6.6	70.8
#30	21.4	7.8	78.6
#50	9.8	11.6	90.2
#100	3.7	6.1	96.3
LBW	1.2	2.5	98.8

PREPARED BY:
 SM, LLC Technical Service

Approved By:

Aggregate Optimization Chart

PLANT #: **P-O2**

Sample Date: 12/12/22

Concrete Grade: **S2M, 3500HP**

Dates Test Represents: 12/13/2022 through 12/19/2022

Contractor: _____

MDOT No.: _____

Agg. Class	Pit #	Source	Weight (SSD)	ft ³	Specific Gravity	% Contribution
6AA	71-47	Presque Isle	1620	9.91	2.62	53.1
26A	71-47	Presque Isle	200	1.22	2.62	6.6
2NS	63-115	Ray Rd	1230	7.44	2.65	40.3
Total Wt			3050	18.57		100.0

<----- Verify this number is 100%



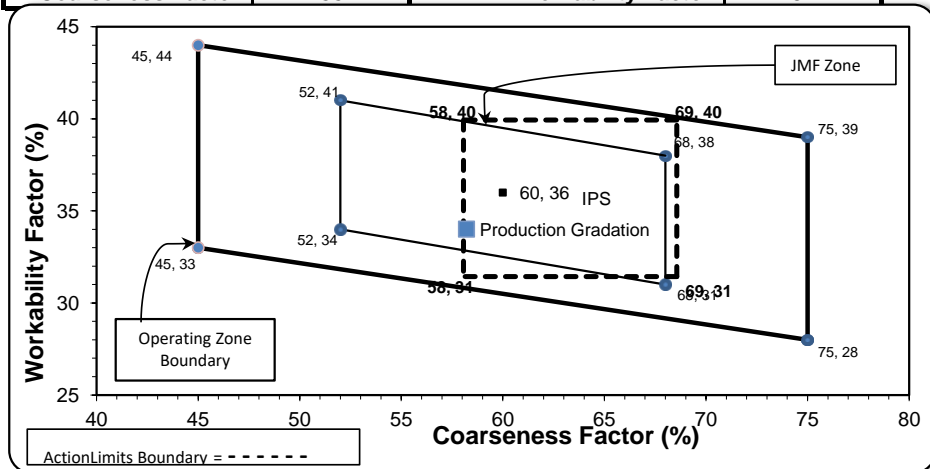
Superior Materials, LLC
 30701 W. 10 Mile Rd.
 Suite 500
 Farmington Hills, MI 48336

Sieve	6AA	26A	2NS	Cumulative % Passing	% Retained	Cumulative % Retained
2"	100.0	100.0	100.0	100.0	0.0	0.0
1.5"	100.0	100.0	100.0	100.0	0.0	0.0
1"	98.5	100.0	100.0	99.2	0.8	0.8
3/4"	89.2	100.0	100.0	94.3	4.9	5.7
1/2"	46.9	97.2	100.0	71.6	22.7	28.4
3/8"	29.9	82.0	100.0	61.6	10.0	38.4
#4	6.0	10.3	96.9	42.9	18.6	57.1
#8	2.2	2.7	81.0	34.0	8.9	66.0
#16	1.8	1.4	65.7	27.5	6.5	72.5
#30	1.7	1.1	50.0	21.1	6.4	78.9
#50	1.6	1.0	26.4	11.6	9.6	88.4
#100	1.6	0.9	4.2	2.6	9.0	97.4
LBW	1.3	0.7	0.6	1.0	1.6	99.0

*Maximum % Retained must be above the 3/8" sieve.
 *Any two adjacent sieves must equal 10% except max., nom. max., #100 and #200 sieves.
 *% Retained must be at least 4% for each sieve except max., nom. max., #100 and #200 sieves.
 *% Retained must be at least 8% for the 1" sieve when a 2" max. size (nom. Max. 1.5") aggregate is used.

Production Gradation Batch Plant Gradations Aggregate Supplier Gradations

Coarseness Factor:	58	Workability Factor:	34
---------------------------	-----------	----------------------------	-----------



Initial Production Sample (IPS)

Coarseness Factor:	63
Workability Factor:	36

Sieve	Cumulative % Passing	% Retained	Cumulative % Retained
2"	100.0	0.0	0.0
1.5"	100.0	0.0	0.0
1"	100.0	0.0	0.0
3/4"	95.6	4.4	4.4
1/2"	73.1	22.6	26.9
3/8"	59.3	13.8	40.7
#4	42.8	16.5	57.2
#8	35.7	7.1	64.3
#16	28.9	6.8	71.1
#30	20.7	8.2	79.3
#50	9.9	10.8	90.1
#100	2.1	7.8	97.9
LBW	0.9	1.2	99.1

PREPARED BY:
 SM, LLC Technical Service

Approved By: